

DMK Advanced Skin Revision

Paramedical Skin Revision





We believe that better skin leads to a better life.

We believe in creating confidence.

We believe a beautiful day starts with beautiful skin.

We believe in being the best version of yourself
and smiling at the reflection in the mirror.

We believe in loving your skin and that
great skin lights up the world.

We believe that everyone deserves great skin.

We believe in giving you the skin you dream
of and we believe in happy skin.

DMK

Your Journey to Great Skin.

DMK Advanced Skin Revision

Contents

The Danné Montague-King Story.....	6	Pro Alpha Six-layer Peel treatment for male skins	27
The Danne Montague-King pioneering projects	7	Frequently asked questions about Pro Alpha Six-layer Peel	28
Part 1 – Introduction to DMK Advanced Skin Revision	8	Remodelling Procedure (RP)	31
The DMK approach to resurfacing.....	9	RP Home Prescriptives	37
Part 2 – Preparation Products for DMK Advanced Skin Revision	10	LRP (Leg Remodelling Procedure) Treatment Program.....	39
Retosin.....	10	ARP (Arm Remodelling Procedure) Treatment Program.....	42
DMK EFA Ultra	13	DRP (Décolleté Remodelling Procedure) Treatment Program.....	44
Part 3 – Treatment Products for DMK Advanced Skin Revision	18	HRP (Hand Remodelling Procedure) Treatment Program.....	46
Pro Alpha #1	18	SRP (Stomach/Stretch mark Remodelling Procedure) Treatment Program.....	48
Pro Alpha #2	19	FRP (Face Remodelling Procedure) Treatment Program.....	50
Part 4 – DMK Advanced Skin Revision Treatments	20	RP and IPL Facial Vascular Treatment Program (Remodelling and Intense Pulsed Laser)	52
Pro Alpha Six-layer Peel	22	RP and IPL Facial Pigmentation Treatment (Remodelling and Intense Pulsed Laser)	54
Pro Alpha Six-layer Peel Resurfacing Treatment Program	22	RP and IPL Body Pigmentation Treatment (Remodelling and Intense Pulsed Laser)	54
Contraindications of Pro Alpha Six-layer Peel	25	Hydradermaze.....	55
Pro Alpha Six-layer Peel post-treatment for skin that has not peeled.....	26	Hydradermaze Resurfacing Treatment.....	56
Pro Alpha Six-layer Peel post-treatment for breakouts	26	Pro Peel	57

Pro Peel Resurfacing Treatment Program	57
Liquid Laser	58
Liquid Laser Treatment Program	58
pH Revision	61
pH Revision Resurfacing Treatment	63
ACUTROL	65
ACUTROL Basic	65
ACUTROL Advanced	65
AlphaZyme	66
Bihaku.....	67
Bihaku Skin Brightening Protocol.....	67
Bihaku Series Protocol.....	68
Bihaku Revision Protocol	69
DMK Resurfacing for Scar Revision.....	72
Resurfacing Scar Revision Treatment Program	74

<i>Herbal Pigment Oil</i>	85
<i>Herb & Mineral Mist</i>	86
<i>Contraderm</i>	88
<i>TransGenesis™</i>	90
<i>Hydroloc Crème</i>	91
<i>Solar Damage Gel</i>	92
<i>Actrol Powder</i>	93
<i>Hydra Louffa</i>	95
<i>Maximum Moisture</i>	96
<i>Soleil Defence SPF 50+</i>	98

Part 5 – Skin Nutrition

Products for DMK Resurfacing	76
Muscle Banding Treatment Program (Resurfacing)	76
Muscle Banding	77
<i>Melanotech Drops</i>	78
<i>FibroMax C</i>	80
<i>Beta Gel</i>	81
<i>Direct Delivery Vitamin C</i>	83

The Danné Montague-King Story

Over 40 years in 30 countries

When the young Danné Montague-King sought a solution for his severe acne, he had little idea that it would result in a global skin care empire across 30 countries, with thousands of clinics and hundreds of thousands of customers.

Skin health is a phenomenon that has baffled scientists, cosmetologists and aestheticians for an eternity. Spurred on by his dissatisfaction with conventional skin care approaches, Danné began to research how the body works and what it responds to.

His desire to improve the appearance of his skin grew into a 40-year quest to understand the phenomenon of acne, pigmentation, and aging.

Danné approached skin as a scientist. After years of study and research in botanical science and cosmetic chemistry, he perceived that skin disorders were a result of disharmony in the way that the skin functions. He reasoned that if he could restore balance in the skin, he would be able to revise skin and enhance its functionality.

From his study of chemistry, Danné knew that the body is programmed to regenerate itself. Although humans load the body with free radicals, sunlight, poisonous foods and bad cleansing habits, the body continues to regenerate itself. His solution was to harness these regenerative qualities.

With extensive research, Danné became one of the first biochemists to recognise the power of enzymes to hydrate and tighten the skin. His research with vitamin C therapy – both as free radical scavengers and a collagen enhancer – spans three decades.

His quest culminated in the DMK skin rejuvenation system that was the first to provide skin cells a chemistry that they recognised.

The revolutionary DMK concept of REMOVE, REBUILD, PROTECT and MAINTAIN aims to match an individual's biochemistry with the appropriate skin therapy. Botanical-based paramedical products instigate long-term changes in skin at a cellular level, whilst professional treatments deliver superior aesthetic results.

The concept quickly gained critical acclaim. Journalists and scientists were interested in his counter-intuitive approach to skin revision, whilst salons and surgeries were enthusiastic about products that could deliver real results. They knew, like Danné, that by rebuilding skin, they could rebuild lives.

“The inventors of skin revision are true pioneers in a field that will one day require only an injection or a capsule to offset acne or the disease of aging,” Dr. King has often said, “It has been my lifelong quest to create techniques and products that help to maintain a youthful appearance.”

In 2009, the company was re-branded from DANNÉ to the DMK. They remain committed to continual research, product development and resolving difficult skin conditions.

DMK continues to expand its business throughout the world, as the number of clinics interested in paramedical skin care has increased exponentially.

With greater awareness, skin rejuvenation is now seen to be an integral part of health and wellbeing.

The DMK concept is widely acknowledged by medical professionals. However, the most rewarding accolades are from the thousands of people whose lives have changed forever.

DMK. Rebuilding skin. Rebuilding lives.



The Danné Montague-King pioneering projects

- 1960s Vitamin C Therapy for collagen in skin.
- 1970s Enzyme Therapy for skin and muscle tightening.
DMK Transepidermal Delivery Crèmes.
Electromagnetic Therapy.
Danné Skin Revision – Pro Alpha removal system.
- 1980s Glycosylation and cross-linked wrinkle treatments with no bleaching.
- 2000s Board member of the Facing Forward Foundation.
Recognized as an industry pioneer by Dermascope magazine.
Formed a partnership with the Harvey Milk Foundation.
Opened the DMK Beverly Hills clinic for pre and post-operative work.
Launched: **Klear Collection** (BP free acne range), **TransGenesis™** (luxury crème).

Part 1

Introduction to DMK Advanced Skin Revision

DMK Advanced Skin Revision techniques and protocols are unique and powerful concepts specifically designed to deal with difficult skin conditions. The material in this manual comes from over 40 years of practical research at DMK centres worldwide.

With over forty years of powerful results in over thirty different countries, DMK is the most successful paramedical skin care system in the world.

The following DMK Training Modules are advanced training modules. The user's knowledge of standard DMK Protocols is assumed.

DMK Advanced Skin Revision is a collection of successful products and treatments that have been developed by DMK to address skin conditions such as severe acne, deep wrinkles or stubborn pigmentation and scarring. They are based on a natural healing approach using various modalities and botanical chemistry to restore skin functionality.

The essence of DMK Advanced Skin Revision is to refine the skin through the removal of dead skin cells and the rebuilding of functionality.

This manual provides an introduction to DMK products, formulated specifically for skin revision, and the protocols and treatments used by DMK skin technicians to achieve the optimum results.

The manual is designed to increase the DMK skin technician's understanding of complex skin conditions.

By the end of this course, you should be able to:

- Understand and explain the DMK Advanced Skin Revision Treatments.
- Prepare the skin for DMK Advanced Skin Revision Treatments.
- Diagnose different types of skin conditions which can benefit from DMK Advanced Skin Revision Treatments.
- Prescribe DMK Advanced Skin Revision Treatments.

The DMK approach to resurfacing

It is essential that DMK skin technicians diagnose the client's skin, educate them on the condition and thoroughly explain what is needed to revise and rebalance their skin.

The better the skin technician is at educating their client, the better the client will understand their condition and the effective treatment. It is a way of ensuring that clients stick to a program and achieve great results. Deep skin conditions cannot be resolved in one or two weeks. Since they manifest over a long period of time, by definition they will also take time to fix.

Clients need to be reminded of the importance of their commitment to the treatment program. One or two treatments will be equivalent to having none at all. Results can only be guaranteed if treatments are supported by DMK Home Prescriptives.

Take control, educate your client and discover RESULTS.

Part 2 Preparation Products for DMK Advanced Skin Revision

During the course of DMK Advanced Skin Revision Treatments, it is recommended that the client uses **Retosin** every night and takes 2 to 4 **DMK EFA Ultra** per day. These two products will enhance and extend the results of the DMK Advanced Skin Revision.

Retosin

Retosin is a signature DMK formulation designed to strengthen the skin and regulate the natural rhythm of cellular proliferation.

Diagnostic

Retosin was designed as a nightly specialized vitamin A crème for clients undergoing advanced skin revision procedures for conditions such as acne, fine lines, premature aging, wrinkles, pigmentation and scarring.

Key ingredients

- Retinyl Palmitate – A keratolytic antioxidant with exfoliating properties that neutralizes free radicals which attack the skin's primary structure. It also extends the life of the cell and helps to promote collagen production and regulate cell proliferation.
- Beta Carotene – Pure strength plant extract, a precursor for other vitamin A derivatives and acts as an antioxidant.

- Retinol (Vitamin A) – Enzymatically converted to retinoic acid as needed, giving it many anti-aging benefits without the redness created by synthetic retinoic acid formulas. It also prevents collagen destruction induced by UV exposure.
- Resorcinol – Suppresses melanin, enhances penetration and aids in exfoliation. It also has antiseptic and anti-seboric (anti-flaking) qualities, and kills acne bacteria.
- Cholecalciferol – Biologically speaking, antioxidant, Cholecalciferol is a hormone that's essential to the body's immune system. With regards to skin care, this ingredient is mostly known for treating rapid cell growth in psoriatic skin. Topical supplementation with Cholecalciferol significantly increased measurements of skin moisturization, significantly improving skin moisture.

Function

Vitamin A is an antioxidant source, which helps to rejuvenate the skin by promoting the growth of healthy cells and inhibiting the growth of unhealthy ones. The only way to prevent acne and aging is to restore balance to the skin.

Retosin acts against hypercornification (where cells keratinize down in the ducts causing ductal plugging). By allowing fluids to flow freely, the powerful, regenerative properties of retinol (vitamin A) are known to promote collagen activity, kill P-acne bacteria, inhibit tyrosinase (an enzyme that catalyzes the oxidation of tyrosine into melanin and other pigments), and regulate the flow of oil and cellular proliferation. The beneficial actions of vitamin A's are optimal when a variety of vitamin A's are used together, rather than alone. Unlike other vitamin A products, **Retosin** does not penetrate the blood stream.

NOTE: Some clients may experience an initial sensitivity to **Retosin** such as itching, inflammation or swelling, redness and irritation. Discontinue use immediately. This may be temporary and they could resume application once the irritation subsides. If the skin was very itchy and bumpy the client should not use **Retosin** again.

Professional directions

- Prescribe nightly or alternate nights during treatments depending on the skin condition being treated.
- Cleanse the skin and directly apply **Retosin**.
- Do not use **Herb & Mineral Mist**.
- Clients must wear **Soleil Protect SPF 15** during the day when using **Retosin**.

During long-term daily applications of **Retosin**, the client may turn a darker, gold or orange tone. Their skin may actually look more wrinkled and dehydrated as the dead cell structure is lifting off. This is normal. Always advise your client of these conditions and reassure them that when the old cells finally shed, they will have a younger and more radiant skin.

Product combinations

Retosin can be used on alternate nights with **Super Bright** for revising pigmentation.

Selling tips

Retosin is an essential formulation during the skin revision treatment phase as it rebuilds and strengthens the skin tissue.



Retinoids

Retinoids are a class of chemical compounds related to vitamin A that are used in medicine for their ability to regulate cell growth. Skin cells change structurally as they move away from the basal layer. Retinoids act as regulators for cellular differentiation by suppressing transglutaminase and keratin. This results in the regulation of keratinization of the cells, thickening the epidermis and normalizing exfoliation.

Retinoids act to:

- Normalize abnormal cell division.
- Work with growth receptors that depend on them for stimulation or suppression.
- Reduce sebaceous fluid production.
- Regulate the number of fibroblasts cells and their production of collagen through the retinoid receptors in dermal fibroblasts cells.
- Enhance RNA by transmitting instructions to each cell on how to perform. The body must be able to synthesis new RNA or cell degeneration begins.

Retosin in DMK Resurfacing

Formulated at the time that “Retin A” was popular as a peel, *Retosin* is a product designed to remove and rebuild skin. Excellent on acne, sun damage, fine lines, premature aging, wrinkles, pigmentation and scarring, it is a key formulation for the DMK skin revision programs.

Retosin is a vitamin A derivative and acts to regulate the dysfunction in the skin that contributes to particular skin condition. It penetrates skin quickly to dissolve the dry and dead epithelium, whilst nurturing the skin with the powerful, regenerative properties of vitamin A.

Unlike other vitamin A products, *Retosin* does not penetrate the blood stream. During DMK Advanced Skin Revision, the client will use *Retosin* nightly. It is prescribed for use during Pro Alpha Six-layer Peel, RP, Hydradermaze, Pro Peel and Liquid Laser Treatments and pH Revision.

DMK EFA Ultra

The **DMK EFA Ultra** supplements are a powerful group of essential fatty acids 3, 6, 7 and 9 derived from Evening Primrose and Seabuckthorn Seed Oil and provide more than 190 nutrients and bioactive substances. They now also contain pure organic Coconut Oil and Mekabu Seaweed extract. The health benefits of the **DMK EFA Ultra** go beyond a normal essential fatty acid supplement.

Diagnostic

DMK EFA Ultra is designed for a wide variety of conditions with the aim of repairing the cell membranes and helping to rebuild a stronger healthier and better functioning skin. **DMK EFA Ultra** is formulated to aid in the improvement of barrier function and to reduce transepidermal water loss. It is particularly useful for acne and inflamed or reactive skin, pigmentation and hormonal imbalance as well as fine lines, wrinkles and aging, saggy skin.

New ingredients

- Coconut Oil – Coconut oil is one of the richest sources of medium-chain saturated fatty acids. The major saturated fatty acid in coconut oil is lauric acid (12 carbons).

The medium-chain fatty acids and monoglycerides found in coconut oil are the same as those in a human mother's milk, and they have extraordinary anti-inflammatory and antimicrobial properties. By disrupting the lipid structures of microbes, they inactivate them. Lauric acid, its metabolite monolaurin, and other fatty acids in coconut oil are known to protect against infection from bacteria, viruses, yeast, fungi and parasites. While not having any negative effect on beneficial gut bacteria, coconut oil inactivates undesirable microbes.

As coconut oil has an unusually high amount of medium-chain fatty acids, which are harder for our bodies to convert into fat, coconut oil is also a super-food for the waste line. Not only is coconut oil known for accelerating fat loss, recent studies have also shown improvements in brain functioning, wound healing and skin rejuvenation, bone health and proper thyroid function associated with coconut oil.



In terms of thyroid function, the thyroid hormone is required for using and eliminating cholesterol, therefore cholesterol is likely to be raised by anything that blocks the thyroid function. Unlike the polyunsaturated oils in many foods, coconut oil is high in healthy saturated fat, lauric acid, and medium chain fatty acids. Its unique structure makes it a highly usable source of energy for the body and its particular fat balance is nourishing to the thyroid.

Furthermore, coconut oil does not go rancid, and as a supplement it offers a truly impressive array of health benefits which we are thrilled to bring to you in the new **DMK EFA Ultra**.

- Mekabu Seaweed Extract with Fucoidans – Mekabu seaweed contains high levels of unique phyto-nutrients including fucoidans and alginates which are produced to protect the sea vegetable from its harsh marine environment. Research has shown these powerful nutrients to be very beneficial to the human immune system as they are capable of fighting off pathogens as well as inhibiting the growth and spread of unhealthy cells within the body. This allows for a strong immune system which is essential for the body to ward off common and more serious ailments. This also means fewer reactions within skin.

In June 2007, a ground-breaking study was published in the Journal of Experimental Hematology. The study showed that fucoidan

stimulated the release of CD34+ stem cells from the bone marrow. These stem cells are precursors for the development of human immune cells, or white blood cells, and the building blocks of a functional immune defense system.

Since this discovery, further studies by third parties have shown the positive effect that brown seaweeds containing fucoidan can have on cancer cells. They have been shown to promote the expression of key anti-aging proteins as well as preventing the binding of breast cancer cells to blood platelets, which prevent the spread of cancer.

Furthermore, fucoidan contains magnesium, iodine, calcium, iron, vitamins A,C,E and K, D, B2, folate, lignans, which are known to have a positive effect on an array of skin conditions including.

These ingredients have been thoroughly researched, and have been sourced from the highest quality resources available. The addition of coconut oil and mekabu seaweed make **DMK EFA Ultra** our most advanced supplement to date, and is one we recommend for all clients.

Key ingredients

- Seabuckthorn – Is an outstanding rich source of vital nutrients, minerals and essential fatty acids. Linolenic acid (Omega 3) and linoleic acid (Omega 6) are in almost perfect 1:1 ratio, plus rare omega 7. Seabuckthorn is one of two primary plant sources in the world to contain the rare omega 7 fatty acid, also known as palmitoleic acid. This provides soothing nourishment to the skin, hair, nails and internal organs, including the gastrointestinal tract!
- Omega 7 – To help rejuvenate damaged skin, hair and nails, increase the healing process, fight off free radicals, aid in digestion and improve mucous membrane health. A rare source of Vitamin E, it also provides other vitamins including Vitamins A, B, C, D, K, carotenoids, flavonoids, phytosterols, amino acids, serotonin, b-sitosterol-b-D-glucosides, usoric acid, betaine and 28 trace elements: iron, zinc, calcium, magnesium, selenium, iodine, etc.
- Seabuckthorn Seed Oil – Can also activate superoxide dismutase whose role in the body is to eliminate free radicals.
- Evening Primrose Oil – Is a rich source of essential fatty acids which help to increase free water levels, prevent transepidermal water loss and improve the structural integrity of the skin while improving barrier function.
- Vital Trace Elements Copper, Manganese, Selenium, Iron, Zinc and Calcium: Act to create younger looking skin.

Seabuckthorn

Seabuckthorn is an outstanding rich source of vital nutrients, vitamins, minerals and essential fatty acids, for skin conditions from healing to age prevention. After sourcing the seed in Tibet, the DMK research team discovered multiple benefits.

Seabuckthorn seed oil provides more than 190 nutrients and bioactive substances, many of which build the skin's immune system, such as linolenic acid vitamins E and A, carotene, polyphenols, flavonoids and vital trace elements for younger appearing skin, such as copper, manganese and selenium.

Seabuckthorn's miraculous stimulation of tissue regeneration and skin cell healing combined with analgesic and anti-inflammation effects make it a valuable ingredient for skin revision treatments.



Function

The health of our skin is determined by the matrix. Our matrix is the jellylike substance made up of glycoaminoglycans (GAGs) that surrounds our cells.

EFA's are a major component of the lipid barrier that prevents excessive moisture loss in skin. Linolenic acids promote the repair of tissue damage, especially after aggressive skin revision treatments or cosmetic surgery.

They are essential in the production of critical metabolites (intermediates of metabolism). Sitosterol, for example, improves micro-circulation in the skin, while phosphatides form a protective film to prevent moisture loss and keep free radicals at bay.

EFA's are required for the structure of all membranes in the body. They waterproof the skin, maintain the impermeable barrier of the skin, and act as precursors for the production of prostaglandins, which regulate all cell functions. Prostaglandins help regulate hormones.

EFA fatty acids must be obtained from the diet. They come from an outside source and are not manufactured by our body.

EFA deficiency will prevent the complete formation of the bi-layers that are responsible for corneocyte adhesion and prevent transepidermal water loss. If the skin can't retain proper amounts of water it will not excrete waste properly and therefore stagnate and become clogged.

Individual supplements are rarely sufficient. Patients with acne, for example, tend to have higher levels of squalene and wax esters, and show lower levels of essential fatty acids. This causes sebaceous fluid to be thicker and stickier, therefore clogging the pores and ducts.

Aiming to boost the skin and body's immune responses, **DMK EFA Ultra** works to promote damaged tissue. It helps to maintain the turgidity and bounce of skin by strengthening and maintaining the glycoaminoglycans (material that makes up the matrix) and increasing free water levels. **DMK EFA Ultra** is designed to work quickly and to offer results within just three weeks.

Cold Pressed vs Carbon Dioxide Extraction

Just because a product has a botanical ingredient, it doesn't mean it has been processed to keep active properties. The most popular and least expensive method of extraction is soaking the seeds in solvents and then removing the oil. However, this often destroys many of the bioactive benefits.

Most of the evening primrose and seabuckthorn seed oils on the market are 'cold pressed'. Cold pressing works well if the seeds are large, such as orange or grapefruit seeds, but evening primrose and seabuckthorn seeds are microscopically small. Cold pressing such small seeds creates heat that can destroy nutrients and up to 60% of its efficiency.

To extract maximum benefit from the seeds, DMK use the sophisticated carbon dioxide extraction process for both evening primrose and seabuckthorn.



Part 3 Treatment Products for DMK Advanced Skin Revision

Pro Alpha #1

Pro Alpha #1 is used in various combinations and DMK Advanced Skin Revision Protocols to achieve enhanced results for various skin concerns.

Diagnostic

Recommended for sagging skin lacking bounce, transepidermal water loss, sun damaged skin, blackheads, rosacea, wrinkles and fine lines.

Key ingredients

- A beautifully balanced and controlled blend of Glycolic, Lactic and Malic Acid – Removes dead skin cells on the surface.
- Malic Acid – Promotes smoother firmer skin.
- Citric Acid – A derivative of fermented orange oil which balances the pH and helps to bind lipids and fluids for increased dermal hydration.

Function

The pH of **Pro Alpha #1** is 2.8 at 15%. Its key function is to raise hydration, improving the firmness and bounce of skin smoothes out fine lines and wrinkles. It is also effective to loosen deep sebum plugs and re-establish the free water levels that are necessary to repair structural integrity in damaged skins. In advanced skin revision **Pro Alpha #1** is mixed with **Pro Alpha #2** various other formulations to instigate tissue remodelling on various levels of resurfacing.

Professional directions

Follow the DMK Advanced Skin Revision Protocols.

Product combinations

Pro Alpha Six-layer Peel, RP, Hydradermaze, Alphazyme, Liquid Laser, Rhinovac.



Pro Alpha #2

An in-clinic formula used with **Pro Alpha #1** and various other DMK formulations to create effective skin revision blends.

Diagnostic

Prescribed for various skin conditions requiring resurfacing and revision.

Key ingredients

- Glycolic Acid – Removes dead skin cells on the surface.
- Lactic Acid – This acid doesn't penetrate as deeply as other acids, and is therefore less irritating. It is used to refresh and retexture the skin whilst stimulating cell renewal and cell detachment.
- Salicylic Acid – A beta hydroxy acid improves the appearance of the skin through loosening and removing the top dead skin cells, while opening and cleaning out clogged pores. Its anti-microbial action helps to fight against any infection or bacteria, keeping the skin purified, clean and clear.

Function

The pH of the **Pro Alpha #2** is 2.6, at 20%, and is mixed with **Pro Alpha #1** and various other DMK formulations to create effective skin revision blends.

Professional directions

Follow the DMK Advanced Skin Revision Protocols.

Product combinations

Always used with **Pro Alpha #1** to create a more kerolytic solution which induces peeling.



Part 4

DMK Advanced Skin Revision Treatments

We believe that we are like no other brand on the market, as we address the root cause of the presenting skin condition, before undertaking concerted steps to revising the condition. Only when you can address what the root cause is, can you truly instigate change. At DMK, we address the condition AND the cause.

DMK's revolutionary skin care system works with the structure and function of skin, it doesn't just treat the surface. This exciting skin care system is based on the principle that cells of the skin respond positively to the chemistry they recognize. Unlike many over-the-counter skin care programs, DMK treatments and products work with the skin rather than merely acting on it. Only by ensuring skin is functioning optimally, can we generate long lasting results.

This is where our Advanced Skin Revision Treatments excel, as they are deigned to trigger a response from the skin, to create healthier, fuller, more lively skin for the years to come.

Pro Alpha Six-layer Peel Treatment Program for deep resurfacing

Pro Alpha Six-layer Peel is an intensive skin resurfacing procedure that offers deep revision of wrinkles, aging, loose sagging skin, thickened leathery looking skin, hyper-pigmentation, sun-damaged premature aging and scarring.

Remodelling Procedures (RP)

RP is a peeling system based on our REMOVE, REBUILD, PROTECT and MAINTAIN philosophy. It revises the architecture of the skin, addressing the underlying condition, with an aim to return these areas to a strong, healthy and youthful condition. RP Treatments look at the causative factors contributing to sun damage, pigmentation and premature aging. RP is based on the preservation of healthy and attractive skin on the body and face.

Hydradermaze

Hydradermaze is an excellent progressive resurfacing treatment for skin that exhibits a heavy build up of dead cell material or deeply congested skin. Hydradermaze can be done as a one-off treatment but to achieve an advanced skin revision, a course of 6, 8, or 12 Hydradermaze Treatments is recommended. This is a more progressive way to resurface and revise the skin if the client doesn't want to peel like with the Pro Alpha Six-layer Peel or the RP Remodelling Procedure.

Pro Peel

Not all clients want or need a peel. Pro Peel is an Advanced Skin Revision Program which suits clients who are looking for an alternative, more progressive approach to the traditional peel.

This is a better approach for people who don't like the full on peeling or for people who are taking medication or their skin needs strengthening as well as resurfacing.

Liquid Laser Treatment Program – the gentle treatment for eyes and face

DMK use a **Retosin**-based treatment more gentle approach for a thinner skin or a skin that needs minimal peeling with a stronger emphasis on strengthening. A gentle resurfacing strengthening and rebuilding skin revision program.

pH Revision Resurfacing Treatment

pH Revision is a superior tool when treating difficult conditions such as heavy wrinkles, pigmentation or scars. It is appropriate for small areas of resurfacing and any touch up work.

ACUTROL Basic & Advanced

ACUTROL protocols combine **Actrol Powder** to heal and seal the skin making your treatment more effective. **Actrol Powder** promotes faster healing, fights and prevents infection, reduces inflammation and protects the skin.

AlphaZyme

Combining the forces of **Pro Alpha, Prozyme** and Enzyme Therapy, AlphaZyme can be used for various skin conditions. AlphaZyme can be performed as a one-off treatment, alternated with other treatments or as a series of 6, 8 or 12 treatments.

AlphaZyme can benefit dehydrated, mature skin with loss of elasticity and volume. AlphaZyme is also suitable for pigmentation, sun damage, or for clients requiring a refreshed replenished skin-plumping treatment.

Bihaku

The effects of aging, stress and the environment influence skin to develop an uneven texture. It becomes coarser, pigmented and imperfections appear. The DMK Bihaku Skin Brightening Treatment is a professional program designed to help regain a brighter, more even and luminous complexion.

There are three different variations of Bihaku:

- Bihaku Treatment.
- Bihaku Series.
- Bihaku Revision.

DMK Resurfacing For Scar Revision

Scarring is a bothersome condition for many, we believe that minimizing the appearance of scarring dramatically improves a client's confidence. We follow the concept of REMOVE, REBUILD, PROTECT & MAINTAIN to address the condition on the appropriate level, before nurturing the growth of healthy new skin cells; to encourage the skin to return to being even-toned and even-leveled, as it was before the trauma.

Pro Alpha Six-layer Peel

Pro Alpha Six-layer Peel Resurfacing Treatment Program

Observed conditions

Discoloration or passive pigmentation, aging, sagging skin with, fine lines and wrinkles glycation. Thickened uneven skin texture, anyone wanting to look younger.

Function

This treatment is an intensive resurfacing procedure with the capacity to be tailored to the client's skin condition. It removes thickened redundant cell build up and skin imperfections and enhances the skin's own ability to regenerate. Re-establishes a healthy environment for normal cell proliferation through the desquamation and elimination of waste material. Revising and restoring a more youthful tight healthy glowing complexion.

Warnings

- Never apply **Pro Alpha** to areas that have already peeled.
- Do not use on clients with Indian, thin or fragile skin.
- Do not use on inflamed cystic acne, excessively oily skin or clients who suffer from chronic cold sores or herpes.
- The treatment is not recommended for clients that are averse to peeling or are taking blood thinning medication.
- The Pro Alpha Six-layer Peel will dramatically reduce the treatment duration. However one Pro

Alpha Six-layer Peel may not completely resolve the skin condition. The client may need ongoing spot work with **Alkaline Wash** or **Prozyme** to further reduce these stubborn areas.

Home Prescriptives

Pre-treatment Protocol

- DMK skin technicians must perform a minimum of two Enzyme Therapy Treatments on the area before the Pro Alpha Six-layer Peel treatment.
- Mix the Pro Alpha six layer Peel Solution and apply a patch test to on the neck.

● DAY

- Cleanse with **Deep Pore Pure** or **Milky Clean & Pure**.
- Apply **FibroMax C**, **Direct Delivery Vitamin C** and **Beta Gel**.
- Apply prescribed DMK crème spritzed with **Herb & Mineral Mist**.
- Finish with **Soleil Protect SPF 15**.

☾ NIGHT

- Client MUST perform the following regime for 7-14 nights prior to the treatment and stopping the night before the first treatment:
 - Cleanse with **Deep Pore Pure** or **Milky Clean & Pure**.
 - Apply **Retosin** or alternate **Retosin** and **Super Bright** if the client is prone to hyper-pigmenting.
 - Take 4 **DMK EFA Ultra** supplements.

Protocol > Treatment 1, Day 1

- Cleansing Protocol.
- Select a strength for **Pro Alpha #1** and **Pro Alpha #2** and mix the solutions in a DMK mixing bowl.
 - Strength 1:
 - 1 teaspoon **Pro Alpha #1**,
 - 1 teaspoon **Pro Alpha #2**.
 - Strength 2:
 - 1 teaspoon **Pro Alpha #1**,
 - 3 teaspoon **Pro Alpha #2**.
- Wearing gloves, using a cotton tip, follow the application technique described below. The skin will sting and become heated. Fan the client.
- Begin application on the forehead using a cotton tip, apply a layer over the brow, with every stroke soak the swab in the **Pro Alpha** solution so you are swamping the area with plenty of solution, up under eyes. Stroke serum down the cheek then onto the chin and along the jaw line. Bring the serum down under the chin below the lower jawbone. Apply around the vermilion border of the lips, making sure you cover the entire area from under the tip of the nose to the lip border. Re-wet the swab and go over the entire nose. Finish by applying to the neck and décolleté, starting at the jaw line and stroking downwards, feathering at the end of each stroke.
 - DO NOT ALLOW FORMULATION TO GET INTO THE EYES, NOSTRILS OR CORNERS OF THE MOUTH.
- Repeat the process 6-12 times. Until the skin wont accept any more solution.
- Allow 5 minutes between each application.

- After treatment, advise the client to leave the solution on their skin for 8-12 hours. Gently cleanse to remove the solution with warm (not hot) water and gently pat dry with no rubbing, be very gentle with the skin.
- Instruct the client to follow the Home Prescriptives regime the following morning. Cleanse with your DMK cleanser, apply **FibroMax C, Direct Delivery Vitamin C, Beta Gel, Acu Crème** or contraderm sprayed with **Herb & Mineral Mist. Soleil Defence SPF 50+**.
- Drink a minimum of 1 to 2 litres of water.
- Do not swim, exercise, go in the sun, steam room or sauna until after the first lift off.
- Finish with a light covering of **DMKC Foundation** mixed with **Crème Glacé**.
- The client will come in the next day for more layers tailored to their particular skin and the condition being treated.



Protocol > Treatment 2, Day 2

- Cleansing Protocol.
- Apply more layers of the Pro Alpha Six-layer Peel solution. Select the solution strength according to the clients skin color. A full face application on day 2 should be done ONLY on Fitzpatrick Type 1 and 2 skins.
- After treatment, advise the client to leave the solution on their skin for 12 hours. Remove with warm (not hot) water and gently pat dry.
- Instruct client to follow the Home Prescriptive regime the following morning. They can apply **DMKC Foundation** over the top.

Protocol > Treatment 3, Day 3

- Call client by phone or arrange a brief 5 minute consultation to assess on progress and do LLL (Low Level Laser).
- Instruct client to follow the Home Prescriptive regime morning and night.

Home Prescriptives

● DAY and ☾ NIGHT

- DMK cleanser.
- **Direct Delivery Vitamin C.**
- **Beta Gel.**
- **Acu Crème.**
- **Herb & Mineral Mist.**
- **Solar Damage Gel**
- In the day apply **Soleil Defence SPF 50+.**
- STOP **Retosin** now.

Protocol > Treatment 4, Day 5 or 6

- Cleansing Protocol.
- Enzyme Masque #1 Lift-off Protocol.
NOTE: This can be performed on day 4 if the client needs to get back to work early or has break outs.
- Transepidermal Finishing Protocol using **FibroMax C, Direct Delivery Vitamin C** and **Beta Gel**, then **Herbal Pigment Oil** spritzed with **Herb & Mineral Mist**. Apply **Contraderm** spritzed with **Herb & Mineral Mist**. Apply **Hydroloc Crème** or **Solar Damage Gel**. Finish with **Soleil Protect SPF 50+.**
- Finish with a light covering of **DMKC Foundation** mixed with **Crème Glacé.**

Protocol > Day 8 to 12

- Instruct client to follow the Home Prescriptive regime morning and night.

Protocol > Treatment 5, Day 10 or 11

- Cleansing Protocol.
- Enzyme Masque #1 Lift-off Protocol.
- Transepidermal Finishing Protocol as per Treatment 4.

NOTE: A course of DMK Muscle Banding skin tightening treatments is amazing after a Pro Alpha Six-layer Peel. Otherwise advise the the client to keep using their Home Prescriptives, do **Foamy Lift** and **Exoderma Peel** masque once a week at home and come in every 4 weeks for a professional treatment to maintain their results.

Contraindications of Pro Alpha Six-layer Peel

- Weeping or blisters – A flow of natural fluids may be brought quickly to the surface. These disappear after the first Enzyme Masque #1 Lift-off Treatment. In the meantime, recommend the use of **Beta Gel** and **Actrol Powder** to protect the area until the weeping stops.
- Swelling – Temporary erythema may cause red patches or faint swelling. Cool ice packs help swelling subside.
- Hyperpigmentation – It is uncommon for the treatment to cause hyperpigmentation if the client uses the prescribed Home Prescriptives regime and does not spend extended hours in the sun during the six day exfoliation period. The treatment may reveal or uncover chloasma and melasma which was covered by cuticle build up. In either case the pigmentation may be revised through the DMK Melanotech Drops or MelanoZone Treatments.
- Crusts, scabs or lesions – Advise the client to use **Beta Gel** and **Actrol Powder** to prevent infection while the lesion is healing. **Soleil Defence SPF 50+** and **Melanotech Drops** are essential on these areas to avoid hyperpigmentation.

Revising the skin

The skin cannot be peeled layer by layer like an onion, as many people assume. Instead, a microscopic view of the skin would look more like a series of hills and valleys with old and new cells constantly shifting.

A thick build up of dead skin cells slows down all of the functions of the skin, including the vital production of secretive glands that gives a young, bright acid mantle.

Pro Alpha Six-layer Peel is a specialized age-defying skin revision procedure that offers deep exfoliation of dead skin cells, while it works to refine and smooth wrinkled, spotty or coarse skin that has been traumatised by the sun and other environmental conditions.



Pro Alpha Six-layer Peel post-treatment for skin that has not peeled

Observed conditions

Skin that has not peeled during or after the Pro Alpha Six-layer Peel Treatment Program.

Function

This treatment instigates peeling of the skin through exfoliation.

Protocol

- Cleansing Protocol.
- Desquamate Protocol for 5 minutes.
- Enzyme Masque #1 Protocol using **Desquamate**.
- Transepidermal Finishing Protocol using **FibroMax C**, **Melanotech Drops**, **Pore Reduction Drops** then **Beta Gel** and **Direct Delivery Vitamin C**. **Seba-E** sprayed with **Herb & Mineral Mist**. Apply **Contraderm** sprayed with **Herb & Mineral Mist**. Lock in with **Hydroloc Crème**. Finish with **Soleil Protect SPF 15**.
- Finish with a light covering of **DMKC Foundation** mixed with **Crème Glacé**.

Pro Alpha Six-layer Peel post-treatment for breakouts

Observed conditions

Whiteheads or cystic pimples during the Pro Alpha Six-layer Peel Treatment Program.

Function

This treatment uses **Alkaline Wash** to reduce the severity of post peel breakouts and prevent scarring from taking place.

Warning

Do NOT occlude as heat should NEVER be applied after **Alkaline Wash**.

- Do not use on Asian or Indian skins.
- Clients may experience redness, irritation, dryness and some scabbing after treatment.



Protocol

- Cleansing Protocol.
- Alkaline Wash ACUTROL Advanced Protocol leave on for 3 to 5 minutes.
- Alkaline Wash Neutralizing Protocol.
- Ice, then apply Melanotech Drops Protocol, Pore Reduction Drops Protocol. Dust over with **Actrol Powder**.
- OPTION: Métier® Low Level Laser Protocol.
- Enzyme Masque #1 Protocol using **Exoderma Peel**.
- Transepidermal Finishing Protocol using ice, **FibroMax C**, **Melanotech Drops**, **Pore Reduction Drops**, **Beta Gel** and **Direct Delivery Vitamin C**. Apply **Contraderm** sprayed with **Herb & Mineral Mist**. Lock in with **Solar Damage Gel**. Finish with **Soleil Defence SPF 50+**. Dust with **Actrol Powder**.
- Finish with a light covering of **DMKC Foundation** mixed with **Crème Glacé**.

Pro Alpha Six-layer Peel treatment for male skins

The male corneum is often thicker than that of the female. More layers of **Pro Alpha** solution may be used, particularly on the forehead, lower cheeks, chin, nose and mouth.

If the male client has a moustache, work the serum into the moustache the same way you would work it into a hairline, like female clients.

Men may shave on day 3 or 4 after showering, but they should change their razor or razor blades every three days.

Frequent rinsing of the blade after each stroke to the beard line is advised. No aftershave lotion should be directly applied on freshly peeled skin. After shaving, DMK recommend that **Beta Gel** is applied, followed by **Acu Crème** or **Contraderm** Herbal Pigment oil and **Soleil Defence SPF 50+**.

Booking your client for further treatments

Typically, DMK skin technicians should leave two months between the first and second Pro Alpha Six-layer Peel, and three months between the second and third Pro Alpha Six-layer Peel treatment. The client should be informed that the real result can take up to a month to be visible.

Regular Enzyme Therapy will be required in between treatments to maintain the results and clear any impurities that have surfaced due to the lifting of superficial skin cells.

Frequently asked questions about Pro Alpha Six-layer Peel

Q. How is the treatment different to conventional medical peels?

A. The DMK Pro Alpha Six-layer Peel Treatment Program differs from the typical formulation of phenol acid and trichloric acid. The skin is prepared for the peel with DMKs plant based vitamin A blend and a daily home routine to start to strengthen and regenerate the skin. The peel solution encompasses a blend of AHAs and BHAs mixed in strength according to the clients skin. During the peeling phase you receive Enzyme Therapy Lift-off Treatments to help enhance optimal skin functioning. It does not cause a controlled burn of the skin like medical peels. Nor does it strip out natural pigmentation, leave a waxy artificial appearance to the skin or leave any permanent lines or demarcation under the jaw line. There is no excessive oedema (swelling) or heavy erythema (redness) or long convalescence period where the client must be out of public view.

Peels that involve high concentrations of phenol and trichloroacetic acids (TCA) shock new cells into rushing to the surface to defend the traumatized area. This can result in scar tissue which looks plastic, waxy and faintly artificial. It is usually accompanied with a loss of pigmentation.

Q. Does the treatment hurt?

A. Clients may experience a hot stinging sensation during the first few minutes of the procedure similar to the feeling of sunburn – this will fade away by the end of the treatment. DMK skin technicians will make every effort to make the client comfortable.

Q. How does skin look on the first day following treatment?

A. On the day of the initial application, the skin will be red, feel slightly sticky and look shiny. After cleansing the following day, some clients will look swollen, the skin will feel like sunburn and may be tender to touch. Clients may observe that certain patches of skin begin to exfoliate (peel). Some clients take up to three days before this occurs. The skin may take on a dark, dry appearance and there may be patches of dead skin that resemble scabs.

Q. How should a client deal with scabbing?

It is important not to pick at the scabs or pull any flaps or dead skin. The skin should NOT be exposed to sunlight as this could cause side effects. On the sixth or seventh day after the treatment, most of the dead skin will be removed with and Enzyme Masque #1 Lift-off Treatment. Some clients will continue to shed dead cell material for a few days after the first Lift-off treatment. This will be removed completely at the second Lift-off treatment.

Q. Will skin be discolored?

A. No, skin will be restored to a healthy glowing natural color. Sometimes this will make areas of pre-existing pigmentation become more apparent. In this instance, the DMK skin technicians should perform a Pigmentation Revision Treatment on the areas of concern.

Q. Can the client apply makeup immediately after treatment?

A. The **DMKC Foundation** is perfectly safe to use on a daily basis during the peel.

Q. I am taking the acne drug Accutane®. Can I have Pro Alpha Six-layer Peel treatments?

A. No. Discontinue Accutane® and wait six months before having a Pro Alpha Six-layer Peel treatment. Skin will not heal well when a patient is taking Accutane®.

Q. I am pregnant. Can I have a Pro Alpha Six-layer Peel Treatment?

A. No. Wait until after delivery.

Q. How does the treatment work?

A. Pro Alpha Six-layer Peel works with your skin to initiate skin rejuvenation within the skin's deepest layers. This means that wrinkles, pigmentation, scarring and pores are all drastically reduced as the skin goes into repair mode. Your skin starts improving from the very first treatment and the results continue in the deep layers of the

skin for over a year after your treatment.

Contrary to what has been said about peeling, it does not immediately tighten sagging skin or completely eradicate scar tissue. Only a combination of treatments over a period of time will tighten skin, alleviate acne and diminish scars. Peeling gets rid of the old, redundant cells so new cells from the basal layers can receive the transepidermal nutrition of amino acids, other proteins and vitamins C, A, D and E from the Home Prescriptives.

Pro Alpha Six-layer Peel results



Before



During



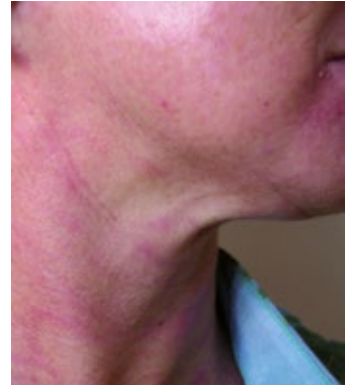
After



Before



During



After



Before



After



Before

During

After

© 2006 Courtesy Kaye Owen Beauty and Massage

Remodelling Procedures (RP)

What is RP?

“*remodel*: to reconstruct, return to its original healthy state.”

Appearance does matter. Your client's appearance can affect their self-confidence, happiness, even livelihood. A youthful, healthy appearance for both the face and body is increasingly important in modern society. The presence of skin conditions can cause anxiety for both men and women.

RP is DMK's Remodelling Procedure which is suitable for both the face and body. RP is focused on fulfilling client expectations. We do this by looking at environmental, internal and biological changes that affect the appearance of skin, and then systematically act to resolve them.

If we remove surface damage without changing the internal function of the skin, the next set of tissues to move through will be of the same dysfunctional quality. DMK looks at how the damage occurs and takes action to revise the skin from the inside out.

Consistent with the DMK philosophy of working with the chemistry of the body, RP Treatments look at the causative factors contributing to sun damage, pigmentation and premature aging.

Sun damaged, prematurely aged, dry and scaly skin as well as uneven pigmentation commonly found on the arms, backs of the hands, décolleté and legs, is a sign of dysfunctionality within the skin. To resolve it, we need to understand what is happening for the skin to look this way.

RP is not a peel. RP is a system based on our REMOVE, REBUILD, PROTECT and MAINTAIN philosophy. It revises the architecture of the skin, addressing the underlying condition, with an aim to return these areas to a strong, healthy and youthful condition.

Consumer interest in correcting the signs of photodamage, including; wrinkles, pigmentation, sagging or surface roughness, is rapidly increasing. RP is based on the preservation of healthy and attractive skin on the body and face.

Manage your client's appearance, and you will manage their happiness and well being.

After completing this course, you should be able to revise:

- Pigmentation.
- The signs of aging.
- Sagging skin.
- Skin texture.
- Vascular scarring.
- Pigmentation caused by photodamage.
- Acne scarring.

Suitable clients for RP



Sun damage and pigmentation on the back.



Glycation wrinkles, uneven texture on the face.



Sun damage and pigmentation on the hands.



Thickened, congested acne scarring on the face.

The cause of skin damage

"Pho-to-dam-age: damage (as to skin or DNA) caused by exposure to ultraviolet radiation"

Pathophysiology is the study of change in the physical and biochemical functions, that are caused by either disease or that result from an abnormal syndrome. Researchers in this area over the past decade have found that the architecture of photodamage is similar to wound healing. By drawing on our understanding of how wounds heal, we are better able to resolve photodamage.

"Solar elastosis: degenerative changes in the dermis caused by excessive solar radiation"

Histologic studies, or studies of diseased tissue, show that ultraviolet exposure disrupts the normal architecture of connective tissue within the dermis. UV decreases collagen and elastin and alters the crosslinked structure of collagen and elastin fibres within the dermal extracellular matrix. Abnormal elastic material containing elastin and fibrillin accumulates and appears to occupy areas of lost collagen in a process called solar elastosis.

"Glycosaminoglycans (GAGs): type of proteoglycan that is a component of the extracellular matrix; polysaccharide molecules that bind to water, forming a hydrated space between the collagen and elastin fibres.

GAGS are good! However, in photodamaged tissue, GAGs are abnormally deposited in the elastotic tissue rather than between collagen and elastin. This destroys the skin's architecture and results in the appearance of wrinkles, sagging skin, uneven pigmentation, hyperpigmentation and/or a thickened or leathery texture.

The process of wound healing

To repair a wound, we need to look at the physical process of wound healing. The process of wound repair is an intricate process in which the skin repairs itself after injury.

In normal skin, the epidermis (outermost layer) and dermis (inner or deeper layer) exist in a steady-state equilibrium forming a protective barrier against the external environment. Once this protective barrier is broken, the physiologic process of wound healing is immediately set in motion.

There are four phases of the wound healing process:

- Haemostasis – Platelets (cells leading to clotting) aggregate at the site of the wound.
- Inflammatory – Neutrophils and monocytes migrate to respond to specific cytokines and growth factors to initiate phagocytosis (white blood cells that protect the body by ingesting harmful bacteria or dead cells). This releases additional growth factors that will attract fibroblasts.
- Proliferation – During the proliferation process, fibroblasts lay down a new bed of collagen. This acts to fill defective capillaries and produce new ones. Keratinocytes restore barrier function and secrete additional growth factors that stimulate the expression of new keratin proteins. This cycle of collagen production and growth factor secretion continues in a feedback loop of continuous wound repair.

- Remodelling – The final step in the repair process is the strengthening phase and takes several months. Type III collagen deposition during proliferation is gradually replaced by Type I collagen, which is more tightly crosslinked. Cells secrete several growth factors with specific functions related to remodelling and matrix formation.

Undoing the damage

Using our scientific knowledge of the four phases of wound healing, DMK aims to instigate and control each phase to rebuild healthy, youthful skin. By controlling the wound healing phases we can change the architecture of the new tissue as it replaces old damaged skin. DMK looks below the surface to revise the original functionality of the skin which led to the problem in the first place.

DMK works on the biochemistry principle that the body reacts in a positive manner to the chemistry that it recognises. Rather than work topically, DMK formulations match the body's chemistry and re-educate skin. With respect to RP, DMK revises skin by looking at the underlying cause of the skin's injury.

As a DMK skin technician, our aim is to:

- Remodel the abnormal processes that have developed as a result of the sun or environmental damage.
- Reconstruct the architecture of the skin.
- Return skin to its original or properly functioning condition.



Before



During



After

The RP solution

AHAs work to enhance the penetration of the retinoids directly inducing skin turnover.

The resulting skin peel is only one part of the RP system. The peel instigates the second phase of reconstruction after the preparation. The skin will remodel itself over a period of approximately six months.

To encourage maximum results, the client will need to follow a Home Prescriptives regime.

The RP solution is a combination of ***Pro Alpha #1***, ***Pro Alpha #2*** and ***Retosin***. This combination is instrumental in instigating the removal of old damaged tissue and initiating the wound healing phases necessary to rebuild stronger, healthier tissue.



DMK RP Treatments

Only DMK skin technicians who have completed the advanced modules of the DMK Method of Natural Pharmacology can perform RP Treatments.

The eight standard RP Treatments

- ARP (Arm Remodelling Procedure).
- DRP (Décolleté Remodelling Procedure).
- FRP (Face Remodelling Procedure).
- HRP (Hand Remodelling Procedure).
- LRP (Leg Remodelling Procedure).
- SRP (Stomach/Stretch Marks Remodelling Procedure).
- RP and IPL combination – for weakened vascular and capillaries.
- RP and IPL combination – for pigmentation.

Contraindications

The following contraindications for RP protocols should be carefully observed:

- Do not use on Indian skin. Caution is required on darker skin – always check the client's genetic background.
- Clients that are allergic to **Retosin** or **Pro Alpha #1 or #2** must have a patch test applied to the area being treated.

NOTE: While some people are allergic to **Retosin** on the face, they might not be allergic on the body and vice versa. Test a fist size circle on the body and leave it on overnight.

- Do not use on eczema, dermatitis, psoriasis or any inflamed skin condition.
- Do not use on anyone who is averse to peeling or dry flaking skin.
- Not suitable for clients on medications or clients with herpes or autoimmune disorders.
- Bipolar and depression may be better to have a more progressive approach. Or clients who are very stressed.

RP Home Prescriptives

All RP clients must use the following Home Prescriptives regime in order to prepare the skin and support the process.

Home Prescriptives are essential to ensure the architecture of the skin is revised and any complications are avoided.

● DAY – FACE

- 4 *DMK EFA Ultra* per day.
- *Beta Gel*.
- *Direct Delivery Vitamin C*.
- *Herbal Pigment Oil*.
- *Herb & Mineral Mist*.
- *Contraderm* with *Herb & Mineral Mist*.
- *Solar Damage Gel*.
- *Soleil Protect SPF 15*.

● DAY – BODY

- 4 *DMK EFA Ultra* per day.
- *Hydra Louffa*.
- *Beta Gel*.
- *Direct Delivery Vitamin C*.
- *Herbal Pigment Oil*.
- *Herb & Mineral Mist*.
- *Contraderm*.
- *Herb & Mineral Mist*.
- *Maximum Moisture*.

☾ NIGHT

- *Hydra Louffa* for body.
- *Milky Clean & Pure* or *Deep Pore Pure* for face.
- Alternate *Retosin* and *Super Bright* for 10 nights before application of RP solution.



General outline for RP Treatments

All the DMK RP Treatments stem from a key protocol outline.

- After preparation of the client, book them in for application of the RP solution.
- On the body, apply with a gloved hand. On the face, apply with a cotton tip. The client will leave the solution on overnight.
- Afternoon appointment is preferable so the client can leave the solution on for a minimum of 8 hours.
- Book the client in for a second application the next day. The body will have two days of solution application (recall that the face will ONLY have one day of layers).
- Always do Low Level Laser (LLL) prior to second application to bring the skin back into homeostasis.
- The client should come in for LLL on Day 3. LLL should also be performed before the first and second. Dermafield should be programmed on:
 - 6 for Rosacea and PC skin, this will strengthen the capillary vessels and reduce inflammation.
 - 9 or 10 for skin tightening and muscle stimulating.

Failing to prepare is preparing to fail

Before commencing any RP Treatment, DMK skin technicians should be aware of the following rules:

- RP is designed to completely remodel damaged tissue back into a healthy balanced state.
- During the 10 day preparation period the client is required to have a minimum of two Body Enzyme/Face Enzyme Treatments. Four Enzyme Treatments is a perfect preparation for the rebuilding phases of the tissue.
- RP is always finished off with an Enzyme Lift-off.
- The largest area that a DMK skin technician should cover in one RP revision would be full legs and buttocks. Never do more than this amount of coverage in any one treatment. For example, do not do the back and arms together in one treatment. Instead, schedule different treatments for each area.

LRP (Leg Remodelling Procedure) Treatment Program

The LRP is an excellent solution for sun damage, pigmentation, loose saggy skin or stretch marks on the legs.

Observed conditions

Sun damage, pigmentation, freckles, loose saggy skin or rough, dry skin on the legs.

Pre-treatment protocol

- DMK skin technicians must perform a minimum 2 to 4 Body Enzyme Therapy Treatments on the area to be remodelled.
- Client **MUST** perform the following Home Prescriptives regime for 10 nights prior to the first RP Treatment:
 - Cleanse with **Hydra Louffa**.
 - Alternate **Retosin** and **Super Bright** for 10 nights.
- Client must also follow the LRP Home Prescriptives regime.

Treatment 1 – Day 1

- Hydra Louffa Protocol.
- RP for Body Protocol on the leg.
- Leave RP solution on for 8 hours or overnight.
- Advise client to follow the LRP Home Prescriptives regime. Tell them to be extremely gentle when cleansing and not to rub their skin with a towel as this may break or tear the skin. The Home Prescriptives regime should be completed both morning and night.

NOTE: Remind clients that they should not use **Retosin** and **Super Bright** for the rest of the program.

Treatment 2 – Day 2

- Assess the skin. Do not perform a second day of layers if the skin has already peeled or is over inflamed.
- OPTIONAL: Métier® Low Level Laser Protocol.
- RP for Body Protocol on the leg.
- Leave RP solution on for 8 hours or overnight.
- Advise client to follow the LRP Home Prescriptives regime. Tell them to be extremely gentle when cleansing and not to rub their skin with a towel as this may break or tear the skin.

Treatment 3 – Day 3

- Assess the skin and consult your client.
- OPTIONAL: Métier® Low Level Laser Protocol.
- Advise client to follow the LRP Home Prescriptives regime morning and night.

Day 4

- Advise client to follow the LRP Home Prescriptives regime morning and night.

Treatment 4 – Day 5 (First Enzyme Lift-off)

- OPTIONAL: Métier® Low Level Laser Protocol.
- Body Enzyme Protocol on the leg.
- Apply the Dermafield transducers to the client set to Program 6.
- Transepidermal Finishing Protocol using **FibroMax C**, **Direct Delivery Vitamin C**, **Beta Gel** and **Herbal Pigment Oil** spritzed with **Herb & Mineral Mist**. Lock in with **ContraDerm** or **Maximum Moisture** spritzed with **Herb & Mineral Mist**. Finish with **Soleil Defence SPF 50+**.
- Finish with a light covering of **DMKC Foundation** mixed with **Crème Glacé**.

NOTE: **Melanotech Drops** are optional.

Treatment 5 – Day 10 (Second Enzyme Lift-off)

- OPTIONAL: Métier® Low Level Laser Protocol.
- Body Enzyme Protocol on the leg.
- Apply the Dermafield transducers to the client set to Program 6.
- Transepidermal Finishing Protocol as per Treatment 4.



Home Prescriptives

- DAY and NIGHT
- *Hydra Louffa.*
- *Direct Delivery Vitamin C.*
- *Beta Gel.*
- *Herbal Pigment Oil.*
- *Herb & Mineral Mist.*
- *Contraderm.*
- *Maximum Moisture.*
- *Soleil Defence SPF 50+*
if the area is exposed.



Plasmatic effect



The image above demonstrates the powerful plasmatic effect that can be achieved with a Body Enzyme Treatment. Most clients will not achieve this road mapping plasmatic effect on their first treatment as this effect is obtained when the client's tissue is functioning optimally. It may take up to six treatments to restore full functionality to your client's tissue.

Cells and systems working in synergy

Body Enzyme Therapy is an integral part of remodelling the skin's architecture in RP Treatments. It improves the circulatory system which is responsible for Body Enzyme Therapy transport of oxygen and nutrients to cells, elimination of waste and the response to inflammation. It also enhances lymphatic drainage.

Lymph is the plasma-like fluid that maintains the body's fluid balance and removes bacteria. This nourishing fluid travels through the lymphatic vessels which release it into the tissues by micro-circulation before returning it to the lymph nodes to be cleansed of debris and enriched with lymphocytes.

The effect of an impaired lymphatic system on skin cells of the dermis is detrimental to cell renewal and repair. Stimulating lymphatic drainage using Body Enzyme Therapy improves the skin's ability to function at maximum capacity; rebuilding a stronger, firmer, healthier tissue to replace aged or damaged skin.

ARP (Arm Remodelling Procedure) Treatment Program

The ARP is an excellent solution for sun damage, pigmentation, freckles, loose saggy skin or rough, dry skin on the arms.

Observed conditions

Sun damage, pigmentation, freckles, loose saggy skin or rough, dry skin on the arms.

Pre-treatment protocol

- DMK skin technicians must perform a minimum 2 to 4 Body Enzyme Therapy Treatments on the area to be remodelled.
- Client **MUST** perform the following Home Prescriptives regime for 10 nights prior to the first RP Treatment:
 - Cleanse with **Hydra Louffa**.
 - Alternate **Retosin** and **Super Bright** for 10 nights.
- Client must also follow the ARP Home Prescriptives regime.



Treatment 1 – Day 1

- Hydra Louffa Protocol.
- RP for Body Protocol on the arm.
- Leave RP solution on for 8 hours or overnight.
- Advise client to follow the ARP Home Prescriptives regime. Tell them to be extremely gentle when cleansing and not to rub their skin with a towel as this may break or tear the skin. The Home Prescriptives regime should be completed both morning and night.

NOTE: Remind clients that they should not use **Retosin** and **Super Bright** for the rest of the program.

Treatment 2 – Day 2

- Assess the skin. Do not perform a second day of layers if the skin has already peeled or is over inflamed.
- OPTIONAL: Métier® Low Level Laser Protocol.
- RP for Body Protocol on the arm.
- Leave RP solution on for 8 hours or overnight.
- Advise client to follow the ARP Home Prescriptives regime. Tell them to be extremely gentle when cleansing and not to rub their skin with a towel as this may break or tear the skin.

Treatment 3 Protocol – Day 3

- Assess the skin. Do not perform a second day of layers if the skin has already peeled or is over inflamed.
- OPTIONAL: Métier® Low Level Laser Protocol.
- Advise client to follow the ARP Home Prescriptives regime morning and night.

Day 4

- Advise client to follow the ARP Home Prescriptives regime morning and night.

Treatment 4 – Day 5 (First Enzyme Lift-off)

- OPTIONAL: Métier® Low Level Laser Protocol.
- Body Enzyme Protocol on the arm.
- Apply the Dermafield transducers to the client set to Program 6.
- Transepidermal Finishing Protocol using **FibroMax C**, **Direct Delivery Vitamin C**, **Beta Gel** and **Herbal Pigment Oil** spritzed with **Herb & Mineral Mist**. Lock in with **Contraderm** or **Maximum Moisture** spritzed with **Herb & Mineral Mist**. Finish with **Soleil Defence SPF 50+**.
- Finish with a light covering of **DMKC Foundation** mixed with **Crème Glacé**.

NOTE: **Melanotech Drops** are optional.

Treatment 5 – Day 10 (Second Enzyme Lift-off)

- OPTIONAL: Métier® Low Level Laser Protocol.
- Body Enzyme Protocol on the arm.
- Apply the Dermafield transducers to the client set to Program 6.
- Transepidermal Finishing Protocol as per Treatment 4.

Home Prescriptives

- DAY and NIGHT
- 4 **DMK EFA Ultra** per day.
- **Hydra Louffa**.
- **Direct Delivery Vitamin C**.
- **Beta Gel**.
- **Herbal Pigment Oil**.
- **Herb & Mineral Mist**.
- **Contraderm**.
- **Maximum Moisture**.
- **Soleil Defence SPF 50+** if the area is exposed.



DRP (Décolleté Remodelling Procedure) Treatment Program

The DRP is an excellent solution for sun damage, pigmentation or aging skin on the chest.

Observed conditions

Sun damage, pigmentation, freckles, loose saggy skin or rough, dry skin on the décolleté.

Pre-treatment protocol

- DMK skin technicians must perform a minimum 2 to 4 Body Enzyme Therapy Treatments on the area to be remodelled.
- Client **MUST** perform the following Home Prescriptives regime for 10 nights prior to the first RP Treatment:
 - Cleanse with **Hydra Louffa**.
 - Alternate **Retosin** and **Super Bright** for 10 nights.
- Client must also follow the DRP Home Prescriptives regime.



Treatment 1 – Day 1

- Hydra Louffa Protocol.
- RP for Body Protocol on the décolleté.
- Leave RP solution on for 8 hours or overnight.
- Advise client to follow the DRP Home Prescriptives regime. Tell them to be extremely gentle when cleansing and not to rub their skin with a towel as this may break or tear the skin. The Home Prescriptives regime should be completed both morning and night.

NOTE: Remind clients that they should not use **Retosin** and **Super Bright** for the rest of the program.

Treatment 2 – Day 2

- Assess the skin. Do not perform a second day of layers if the skin has already peeled or is over inflamed.
- OPTIONAL: Métier® Low Level Laser Protocol.
- RP for Body Protocol on the décolleté.
- Leave RP solution on for 8 hours or overnight.
- Advise client to follow the DRP Home Prescriptives regime. Tell them to be extremely gentle when cleansing and not to rub their skin with a towel as this may break or tear the skin.

Treatment 3 Protocol – Day 3

- Assess the skin. Do not perform a second day of layers if the skin has already peeled or is over inflamed.
- OPTIONAL: Métier® Low Level Laser Protocol.
- Advise client to follow the DRP Home Prescriptives regime morning and night.

Day 4

- Advise client to follow the DRP Home Prescriptives regime morning and night.

Treatment 4 – Day 5 (First Enzyme Lift-off)

- OPTIONAL: Métier® Low Level Laser Protocol.
- Body Enzyme Protocol on the décolleté.
- Apply the Dermafield transducers to the client set to Program 6.
- Transepidermal Finishing Protocol using **FibroMax C**, **Direct Delivery Vitamin C**, **Beta Gel** and **Herbal Pigment Oil** spritzed with **Herb & Mineral Mist**. Lock in with **Contraderm** or **Maximum Moisture** spritzed with **Herb & Mineral Mist**. Finish with **Soleil Defence SPF 50+**.
- Finish with a light covering of **DMKC Foundation** mixed with **Crème Glacé**.

NOTE: **Melanotech Drops** are optional.

Treatment 5 – Day 10 (Second Enzyme Lift-off)

- OPTIONAL: Métier® Low Level Laser Protocol.
- Body Enzyme Protocol on the décolleté.
- Apply the Dermafield transducers to the client set to Program 6.
- Transdermal Finishing Protocol as per Treatment 4.

Home Prescriptives

- DAY and NIGHT
- 4 **DMK EFA Ultra** per day.
- **Hydra Louffa**.
- **Direct Delivery Vitamin C**.
- **Beta Gel**.
- **Herbal Pigment Oil**.
- **Herb & Mineral Mist**.
- **Contraderm**.
- **Maximum Moisture**.
- **Soleil Defence SPF 50+** if the area is exposed.

HRP (Hand Remodelling Procedure) Treatment Program

The HRP is an excellent solution for sun damage, pigmentation, or rough, dry uneven texture on the hands.

Observed conditions

Sun damage, pigmentation or rough texture on the hands.

Pre-treatment protocol

- DMK skin technicians must perform a minimum 2 to 4 Body Enzyme Therapy Treatments on the area to be remodelled.
- Client MUST perform the following Home Prescriptives regime for 10 nights prior to the first RP Treatment:
 - Cleanse with **Hydra Louffa**.
 - Alternate **Retosin** and **Super Bright** for 10 nights.
- Client must also follow the HRP Home Prescriptives regime.



Treatment 1 – Day 1

- Hydra Louffa Protocol.
- RP for Body Protocol on the hand.
- Leave RP solution on for 8 hours or overnight.
- Advise client to follow the HRP Home Prescriptives regime. Tell them to be extremely gentle when cleansing and not to rub their skin with a towel as this may break or tear the skin. The Home Prescriptives regime should be completed both morning and night.

NOTE: Remind clients that they should not use **Retosin** and **Super Bright** for the rest of the program.

Treatment 2 – Day 2

- Assess the skin. Do not perform a second day of layers if the skin has already peeled or is over inflamed.
- OPTIONAL: Métier® Low Level Laser Protocol.
- RP for Body Protocol on the hand.
- Leave RP solution on for 8 hours or overnight.
- Advise client to follow the HRP Home Prescriptives regime. Tell them to be extremely gentle when cleansing and not to rub their skin with a towel as this may break or tear the skin.

Treatment 3 protocol – Day 3

- Assess the skin. Do not perform a second day of layers if the skin has already peeled or is over inflamed.
- OPTIONAL: Métier® Low Level Laser Protocol.
- Advise client to follow the HRP Home Prescriptives regime morning and night.

Day 4

- Advise client to follow the HRP Home Prescriptives regime morning and night.

Treatment 4 – Day 5 (First Enzyme Lift-off)

- OPTIONAL: Métier® Low Level Laser Protocol.
- Body Enzyme Protocol on the hand.
- Apply the Dermafield transducers to the client set to Program 6.
- Transepidermal Finishing Protocol using **FibroMax C**, **Direct Delivery Vitamin C**, **Beta Gel** and **Herbal Pigment Oil** spritzed with **Herb & Mineral Mist**. Lock in with **Contraderm** or **Maximum Moisture** spritzed with **Herb & Mineral Mist**. Finish with **Soleil Defence SPF 50+**.
- Finish with a light covering of **DMKC Foundation** mixed with **Crème Glacé**.

NOTE: **Melanotech Drops** are optional.

Treatment 5 – Day 10 (Second Enzyme Lift-off)

- OPTIONAL: Métier® Low Level Laser Protocol.
- Body Enzyme Protocol on the hand.
- Apply the Dermafield transducers to the client set to Program 6.
- Transdermal Finishing Protocol as per Treatment 4.

Home Prescriptives

- DAY and NIGHT
- 4 **DMK EFA Ultra** per day.
- **Hydra Louffa**.
- **Direct Delivery Vitamin C**.
- **Beta Gel**.
- **Herbal Pigment Oil**.
- **Herb & Mineral Mist**.
- **Contraderm**.
- **Maximum Moisture**.
- **Soleil Defence SPF 50+** if the area is exposed.



SRP (Stomach/stretch mark Remodelling Procedure) Treatment Program

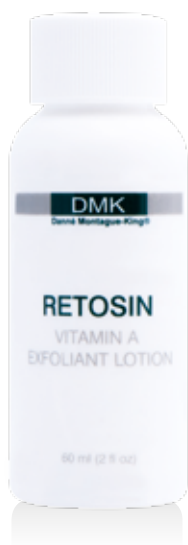
Sun damage, pigmentation, freckles, loose saggy skin or rough, dry skin on the stomach or stretch marks.

Observed conditions

Sun damage, pigmentation or rough texture on the hands.

Pre-treatment protocol

- DMK skin technicians must perform a minimum 2 to 4 Body Enzyme Therapy Treatments on the area to be remodelled.
- Client **MUST** perform the following Home Prescriptives regime for 10 nights prior to the first RP Treatment:
 - Cleanse with **Hydra Louffa**.
 - Alternate **Retosin** and **Super Bright** for 10 nights.
- Client must also follow the SRP Home Prescriptives regime.



Treatment 1 – Day 1

- Hydra Louffa Protocol.
- RP for Body Protocol on the stomach/stretch mark.
- Leave RP solution on for 8 hours or overnight.
- Advise client to follow the SRP Home Prescriptives regime. Tell them to be extremely gentle when cleansing and not to rub their skin with a towel as this may break or tear the skin. The Home Prescriptives regime should be completed both morning and night.

NOTE: Remind clients that they should not use **Retosin** and **Super Bright** for the rest of the program.

Treatment 2 – Day 2

- Assess the skin. Do not perform a second day of layers if the skin has already peeled or is over inflamed.
- OPTIONAL: Métier® Low Level Laser Protocol.
- RP for Body Protocol on the stomach/stretch mark.
- Leave RP solution on for 8 hours or overnight.
- Advise client to follow the SRP Home Prescriptives regime. Tell them to be extremely gentle when cleansing and not to rub their skin with a towel as this may break or tear the skin.

Treatment 3 protocol – Day 3

- Assess the skin. Do not perform a second day of layers if the skin has already peeled or is over inflamed.
- OPTIONAL: Métier® Low Level Laser Protocol.
- Advise client to follow the SRP Home Prescriptives regime morning and night.

Day 4

- Advise client to follow the SRP Home Prescriptives regime morning and night.

Treatment 4 – Day 5 (First Enzyme Lift-off)

- OPTIONAL: Métier® Low Level Laser Protocol.
- Body Enzyme Protocol on the stomach/stretch mark.
- Apply the Dermafield transducers to the client set to Program 6.
- Transepidermal Finishing Protocol using **FibroMax C**, **Direct Delivery Vitamin C**, **Beta Gel** and **Herbal Pigment Oil** spritzed with **Herb & Mineral Mist**. Lock in with **Contraderm** or **Maximum Moisture** spritzed with **Herb & Mineral Mist**. Finish with **Soleil Defence SPF 50+**.
- Finish with a light covering of **DMKC Foundation** mixed with **Crème Glacé**.

NOTE: **Melanotech Drops** are optional.

Treatment 5 – Day 10 (Second Enzyme Lift-off)

- OPTIONAL: Métier® Low Level Laser Protocol.
- Body Enzyme Protocol on the stomach/stretch mark.
- Apply the Dermafield transducers to the client set to Program 6.
- Transepidermal Finishing Protocol as per Treatment 4.

Home Prescriptives

- DAY and NIGHT
- 4 **DMK EFA Ultra** per day.
- **Hydra Louffa**.
- **Direct Delivery Vitamin C**.
- **Beta Gel**.
- **Herbal Pigment Oil**.
- **Herb & Mineral Mist**.
- **Contraderm**.
- **Maximum Moisture**.
- **Soleil Defence SPF 50+** if the area is exposed.



FRP (Face Remodelling Procedure) Treatment Program

The FRP is an excellent solution for pigmented skin on the face. FRP should be used instead of Pro Alpha Six-layer Peel for clients who have congested or oily skin or are prone to breakouts.

Observed conditions

Pigmented, oily or congested skin on the face.

Function

The FRP (Face Remodelling Procedure) is an alternative treatment to Pro Alpha Six-layer Peel for clients who have congested or oily skin or are prone to breakouts.

Pre-treatment protocol

- DMK skin technicians must perform a minimum 2 to 4 Body Enzyme Therapy Treatments on the area to be remodelled.
- Client MUST perform the following Home Prescriptives regime for 10 nights prior to the first RP Treatment:
 - Cleanse with *Deep Pore Pure* or *Milky Clean & Pure*.
 - Alternate *Retosin* and *Super Bright* for 10 nights.
- Client must also follow the FRP Home Prescriptives regime.

Treatment 1 – Day 1

- Cleansing Protocol.
- RP for Face Protocol.
- Leave RP solution on for 8 hours or overnight.
- Advise client to follow the FRP Home Prescriptives regime. Tell them to be extremely gentle when cleansing and not to rub their skin with a towel as this may break or tear the skin. The Home Prescriptives regime should be completed both morning and night.

NOTE: Remind clients that they should not use *Retosin* and *Super Bright* for the rest of the program.

Treatment 2 – Day 2

- Assess the skin. Do not perform a second day of layers if the skin has already peeled or is over inflamed.
- OPTIONAL: *Métier*® Low Level Laser Protocol.
- Transepidermal Finishing Protocol using *FibroMax C*, *Direct Delivery Vitamin C*, *Beta Gel* and *Herbal Pigment Oil* spritzed with *Herb & Mineral Mist*. Lock in with *Contraderm*, *Solar Damage Gel* or *Hydroloc Crème* spritzed with *Herb & Mineral Mist*. Finish with *Soleil Defence SPF 50+*.
- Finish with a light covering of *DMKC Foundation* mixed with *Crème Glacé*.

NOTE: *Melanotech Drops* are optional.

Day 3

- Advise client to follow the FRP Home Prescriptives regime morning and night.

Day 4

- Advise client to follow the FRP Home Prescriptives regime morning and night.

Treatment 3 – Day 5 (First Enzyme Lift-off)

- OPTIONAL: Métier® Low Level Laser Protocol.
- Enzyme Masque #1 Lift-off Protocol.
- Apply the Dermafield transducers to the client set to Program 6.
- Transepidermal Finishing Protocol as per treatment 2.

Treatment 4 – Day 10 (Second Enzyme Lift-off)

- OPTIONAL: Métier® Low Level Laser Protocol.
- Enzyme Masque #1 Lift-off Protocol.
- Apply the Dermafield transducers to the client set to Program 6.
- Transepidermal Finishing Protocol as per Treatment 2.

Home Prescriptives

- DAY and NIGHT
- 4 **DMK EFA Ultra** per day.
- **Deep Pore Pure** or **Milky Clean & Pure.**
- **Direct Delivery Vitamin C.**
- **Beta Gel.**
- **Herbal Pigment Oil.**
- **Herb & Mineral Mist.**
- **Contraderm.**
- **Betagen** or **Solar Damage Gel.**
- **Soleil Defence SPF 50+** if the area is exposed.



RP and IPL Facial Vascular Treatment Program (Remodelling and Intense Pulsed Laser)

Observed conditions

Broken capillaries on the face and decollété.

Pre-treatment protocol

- DMK skin technicians must perform a minimum 2 to 4 Body Enzyme Therapy Treatments on the area to be remodelled.
- Client MUST perform the following Home Prescriptives regime for 10 nights prior to the first RP Treatment:
 - Cleanse with **Deep Pore Pure** or **Milky Clean & Pure**.
 - Alternate **Retosin** and **Super Bright** for 10 nights.
- Client must also follow the FRP Home Prescriptives regime.

Treatment 1

- Cleansing Protocol.
- RP for Face Protocol.
- Client will leave RP solution on for 8 hours or overnight.
- Advise client to follow the FRP Home Prescriptives regime. Tell them to be extremely gentle when cleansing and not to rub their skin with a towel as this may break or tear the skin.

NOTE: Remind clients that they should not use **Retosin** and **Super Bright** for the rest of the program.

Treatment 2

- OPTIONAL: Métier® Low Level Laser Protocol.
- Enzyme Masque #1 Lift-off Protocol.
- Apply the Dermafield transducers to the client set to Program 6.
- Transepidermal Finishing Protocol using **FibroMax C**, **Direct Delivery Vitamin C**, **Beta Gel** and **Herbal Pigment Oil** spritzed with **Herb & Mineral Mist**. Lock in with **Contraderm**, **Solar Damage Gel** or **Hydroloc Crème** spritzed with **Herb & Mineral Mist**. Finish with **Soleil Protect SPF 15**.
- Finish with a light covering of **DMKC Foundation** mixed with **Crème Glacé**.

NOTE: **Melanotech Drops** are optional.

Treatment 3

Repeat Treatment 2.

Treatment 4

One week after the second Enzyme Lift-off.

- Cleansing Protocol.
- Perform IPL for vascular to cauterize the vessels.
- Transepidermal Finishing Protocol as per treatment 2.

NOTE: Do NOT perform an Enzyme Treatment.

Treatment 5

Perform this one week after treatment 4 and repeat once a week for 6 weeks.

- Cleansing Protocol.
- Enzyme Masque #1 Protocol and Enzyme Masque #2 and #3 Protocol using the Muscle Banding Application Technique.
- Transepidermal Finishing Protocol as per treatment 2.

NOTE: When performing this treatment on the body, replace the Cleansing Protocol with the Hydra Louffa Protocol and the Enzyme Masque Protocols with the Body Enzyme Protocol.

Home Prescriptives

● DAY and ☾ NIGHT

- 4 *DMK EFA Ultra* per day.
- *Deep Pore Pure* or *Milky Clean & Pure*.
- *Direct Delivery Vitamin C*.
- *Beta Gel*.
- *Herbal Pigment Oil*.
- *Herb & Mineral Mist*.
- *Contraderm*.
- *Betagen*.
- *Solar Damage Gel*.
- *Soleil Defence SPF 50+* if the area is exposed.

Red Vein Crème and Muscle Banding Treatment

Clinics that do not use IPL should try a combined course of *Red Vein Crème* and Muscle Banding Treatments to strengthen capillaries.

Instruct your client to apply the *Red Vein Crème* every third night for 2 weeks, followed by every second night for 2 weeks then every night for 6 to 8 weeks.

Continued maintenance of 2 nights per week should generate a 60% reduction in the presence of red veins.

To enhance the results, conduct a course of muscle banding in the clinic every week.



RP and IPL Facial Pigmentation Treatment (Remodelling and Intense Pulsed Laser)

Observed conditions

Pigmentation on the face.

Treatment 1

One week before RP Treatment.

Protocol

- Cleansing Protocol.
- Perform IPL for pigmentation.
- Ice and apply Melanotech Drops Protocol.
- Enzyme Masque # 1 Protocol using **Aqua D'Herb**.
- Transepidermal Finishing Protocol using **FibroMax C, Direct Delivery Vitamin C, Beta Gel** and **Herbal Pigment Oil** spritzed with **Herb & Mineral Mist**. Lock in with **Contraderm, Solar Damage Gel** or **Hydroloc Crème** spritzed with **Herb & Mineral Mist**. Finish with **Soleil Defence SPF 50+**.
- Finish with a light covering of **DMKC Foundation** mixed with **Crème Glacé**.

NOTE: **Melanotech Drops** are optional.

Treatment 2

One week after Treatment 1 begin the FRP Treatment Program.

RP and IPL Body Pigmentation Treatment (Remodelling and Intense Pulsed Laser)

Observed conditions

Pigmentation on the decollété, arms and hands.

Treatment 1

One week before RP Treatment.

Protocol

- Cleansing Protocol.
- Perform IPL for pigmentation.
- Ice and apply Melanotech Drops Protocol.
- Body Enzyme Protocol using **Aqua D'Herb**.
- Transepidermal Finishing Protocol using **FibroMax C, Direct Delivery Vitamin C, Beta Gel** and **Herbal Pigment Oil** spritzed with **Herb & Mineral Mist**. Lock in with **Contraderm** or **Maximum Moisture** spritzed with **Herb & Mineral Mist**. Finish with **Soleil Defence SPF 50+**.
- Finish with a light covering of **DMKC Foundation** mixed with **Crème Glacé**.

NOTE: **Melanotech Drops** are optional.

Treatment 2

One week after Treatment 1 begin the RP Treatment Program for the body.



Hydradermaze

Hydradermaze is an advanced treatment program designed for people who do not want or cannot have the Pro Alpha Six-layer Peel Treatment Program, but still want accelerated results. It combines the forces of **Retosin, Prozyme, Pro Alpha #1** and **Enzyme Masque #1**.

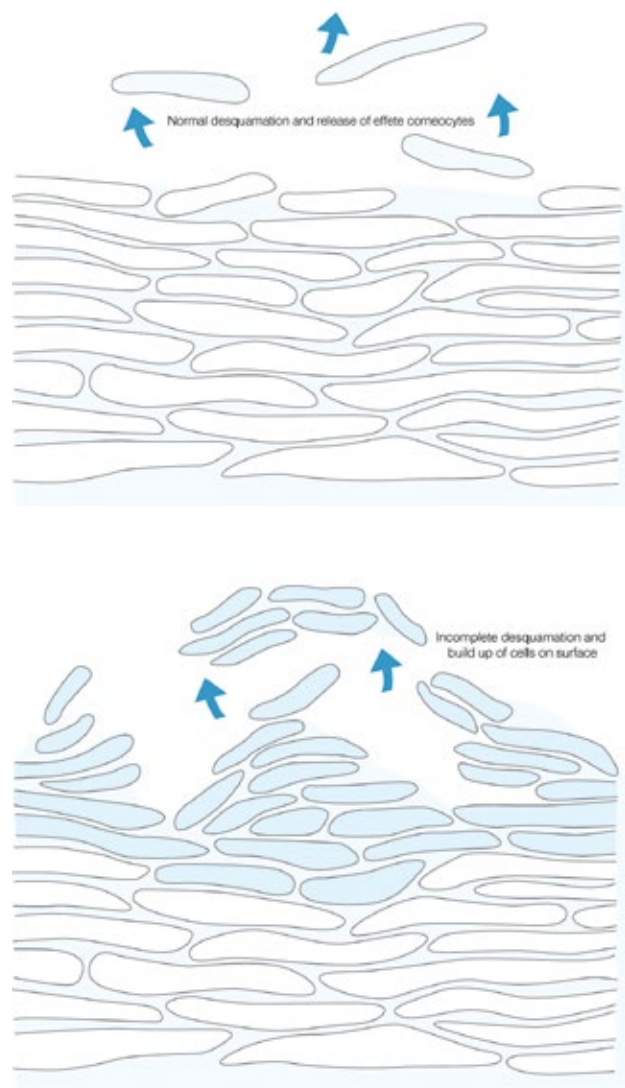
Over time, dead cells can build up and block sebaceous and sudoriferous glands. This causes disturbances in the skin's pH levels, normal rhythm and proliferation. The process of cellular renewal and connective tissue formation in the papillary and reticular layers of the dermis are also responsible for the outward appearance and texture of the skin. The DMK skin technician must think about cell division and the primary functions of these layers.

The stratum corneum barrier, although an excellent and resilient barrier, is usually in a state of minor dysfunction because of daily attack from the external environment. This results in an accumulation of dead redundant cell material at the skin's surface. Microcirculation is obscured and the skin looks dull, feels rough and may show visual scaling.

Dead skin build up can be caused by several factors: use of an incompatible product or the build up of product on the skin. Occlusive products can put a barrier on the surface of the skin that glue dead skin cell material to the surface of the skin, inhibiting the natural exfoliating process. Occlusive products can also block the excretion process of the skin trapping oil and waste material in pores and hair shafts. Products that strip away oil can over stimulate oil glands exacerbating the original problem.

Eventually dead cells dump into pores and hair shafts which cause the excess oil to clog and congest. Hydradermaze deals with this problem specifically.

Low water levels in the superficial layers of the stratum corneum affect desquamating enzymes. Water is also important for maintaining the elasticity of the stratum corneum. Without water the skin feels tight.



Hydradermaze Resurfacing Treatment

Observed conditions

Acne prone congested skin, open pores, redundant cuticle build up, thick or crusty skin, dehydrated skin suffering from transepidermal water loss (TEWL), premature aging, wrinkles, fine lines, pigmentation, milia, uneven and discolored skin.

Function

Prozyme digests the dead cell material blocking the sebaceous glands and hair shafts while **Pro Alpha #1** aids the penetration of AHA's into the epidermis. **Pro Alpha #1** draws water and congestion up to the skin's surface removing blockages and raising dermal hydration.

Enzyme Masque #1 restores optimal skin functionality by bringing a fresh supply of rich nutrients and increased oxygenation to the cells helping tissue repair and regeneration and increasing the cell metabolic rate and circulation.

Warnings

- Skin may appear red or sting for 1 to 2 days after treatment.
- Crusty, dry patches may occur.

Protocol

- Cleansing Protocol using **Deep Pore Pure** or **Milky Clean & Pure**.
- Dermatox Protocol.
- Prozyme Protocol for 10 minutes.
- Pro Alpha #1 Occlusion Protocol.
- Enzyme Masque # 1 Protocol using **Aqua D'Herb**.

- Transepidermal Finishing Protocol using **FibroMax C**, **Melanotech Drops** then **Beta Gel** and **Direct Delivery Vitamin C**, **Herbal Pigment Oil** sprayed with **Herb & Mineral Mist**. Followed by **Acu Crème** or **ContraDerm** sprayed with **Herb & Mineral Mist**. Lock in with **Soleil Defence SPF 50+**. Finish with **Solar Damage Gel** or **Hydroloc Crème**.
- Finish with a light covering of **DMKC Foundation** mixed with **Crème Glacé**.

Home Prescriptives

● DAY

- 4 **DMK EFA Ultra** per day.
- Cleanse with **Deep Pore Pure** or **Milky Clean & Pure**.
- **Direct Delivery Vitamin C**.
- **Beta Gel**.
- **Herbal Pigment Oil** sprayed with **Herb & Mineral Mist**.
- DMK conditioning crème according to the presenting skin condition and finish with **Soleil Defence SPF 50+**.

☾ NIGHT

- Cleanse with **Deep Pore Pure** or **Milky Clean & Pure**.
- Apply 2 layers of **Retosin** or **Revise-A**.

Pro Peel

Pro Peel Resurfacing Treatment Program

Observed conditions

Pigmentation, thickened, uneven, sun-damaged, sluggish or congested skin. Clients with a medical condition or taking several kinds of medication. Clients who are nervous about having a peel but want a more progressive skin revision program.

Function

The combination of *Retosin*, *Prozyme*, *Enzyme Masque #1* and *Desquamate* work to remove dead skin cells, impurities and debris from the skin that can slow down or stop the proliferation of new skin cells and improve skin functioning, promoting the regeneration of a smooth, refreshed youthful complexion.

Warning

- If irritation occurs around the mucous membranes or any other area, avoid the area or reduce the time that *Prozyme* is left on the skin.

Pro Peel results



Before



After

© 2006 Courtesy Dr Linda Williams.

Protocol > Treatment 1 – Week 1

- Cleansing Protocol.
- Prozyme Protocol 20 minutes.
- Melanotech Drops, Pore Reduction Drops Protocol.
- Enzyme Masque #1 Protocol using *Desquamate*.
- Transepidermal Finishing Protocol using *FibroMax C*, *Melanotech Drops*, *Pore Reduction Drops*. *Direct Delivery Vitamin C* and *Beta Gel*. *Seba-E* or *Herbal Pigment Oil* sprayed with *Herb & Mineral Mist*. Apply *Contraderm* sprayed with *Herb & Mineral Mist*. Lock in with *Hydroloc Crème* or *Solar Damage Gel*. Finish with *Soleil Protect SPF 15*. Finish with a light covering of *DMKC Foundation* mixed with *Crème Glacé*.

Protocol > Treatment 2 – Week 2

Repeat Treatment 1.

Protocol > Treatment 3 – Week 3

Repeat Treatment 1.

Protocol > Treatment 4 – Week 4

Repeat Treatment 1.

Protocol > Treatment 5 – Week 5

Repeat Treatment 1.

Protocol > Treatment 6 – Week 6

Repeat Treatment 1.

NOTE: The treatment program may need to extend to 8, 10 or 12 weeks to get the best results.

Liquid Laser

The Liquid Laser Treatment Program is a gentle resurfacing procedure specifically designed for rebuilding and strengthening the skin. Liquid Laser works to retexturize the skin as it plumps the look of fine lines and evens the skin tone. It helps to strengthen the skin's natural cellular defence and promotes overall skin health.

It can be used on delicate areas such as around the eye or mouth or target areas such as the forearms or back of hands.

Laser treatments performed by a doctor can often be too invasive for certain clients. Unlike conventional laser treatments, Liquid Laser Treatment uses **Retosin**, with its high concentration of cell enhancing vitamin A and beta-carotene, to help rebuild skin.

Results from DMK's Beverley Hills Clinic indicate that the Liquid Laser Treatment Program for post surgery eye wrinkles are outstanding.

Liquid Laser Treatment Program

Observed conditions

Weak skin, fine lines and uneven skin tone that requires retexturizing and strengthening on the face, neck, décolleté, backs of hands or around the eyes. It is often used on stubborn pigmentation or wrinkles that remains after a Pro Alpha Six-layer Peel or RP.

Function

Unveils a more supple, tighter, plumper, more radiant and transparent complexion. Liquid Laser is a treatment combination designed to gently remove and rebuild at the same time.

Warnings

- Skin will become darker in color and may even look orange with the staining of betacarotene.
- Skin may appear 'older' initially, indicating the build up of dead cells has not yet detached.
- Skin may feel itchy as the dead cell build-up detaches from the epidermis.
- Peeling will occur after several days. Patches that do not peel will be removed with the Enzyme Lift-off.
- Some skin may take up to 17 days to exfoliate.
- As the cells exfoliate, some breakouts may occur as any underlying congestion is brought closer to the surface.
- This treatment is not recommended for anyone who is planning an important public event within 2 or 3 week period.

Home Prescriptives

● DAY

- 4 **DMK EFA Ultra** per day.
- Cleanse with **Deep Pore Pure** or **Milky Clean & Pure**.
- **Direct Delivery Vitamin C**.
- **Beta Gel**.
- **Herbal Pigment Oil**.
- **Herb & Mineral Mist**.
- **Betagen**.
- **Herb & Mineral Mist**.
- **Soleil Protect SPF 15**.

☾ NIGHT

- Cleanse the skin and apply 2 generous layers of **Retosin** to the areas being treated.

Protocol > Treatment 1 – Day 1

- Cleansing Protocol.
- Liquid Laser.
- Mix solution choosing one of the following combinations:
 - Strength 1: 100% **Pro Alpha #1**, for 1 to 2 layers.
 - Strength 2: 50% **Pro Alpha #1**, 50% **Exoderma Peel** for 1 layer only.

Apply the solution to the area being treated.

- After treatment, advise the client to leave the solution on their skin for 12 hours. Remove with cleanser and warm (not hot) water and gently pat dry.
- Advise client to follow Home Prescriptives regime day and night.

Protocol > Treatment 3 – Day 3

Call client by phone or arrange a brief 5 minute consultation to assess on progress.

Protocol > Treatment 5 – Day 7 and 14

A Lift-off and Transepidermal Infusion are performed on day 7 and day 14. After the second Lift-off on day 14, the client will come in for 6 weeks of Muscle Banding Treatments - once a week for 6 weeks.

- Cleansing Protocol.
- Enzyme Masque Lift #1 Lift-off Protocol.
- Transepidermal Finishing Protocol using **FibroMax C**, **Melanotech Drops** and **Pore Reduction Drops**. **Beta Gel** and **Direct Delivery Vitamin C**. **Herbal Pigment Oil** sprayed with **Herb & Mineral Mist**. Apply **Contraderm** sprayed with **Herb & Mineral Mist**. Lock in with **Hydroloc Crème**. Finish with **Soleil Defence SPF 50+**.
- Finish with a light covering of **DMKC Foundation** mixed with **Crème Glacé**.

Liquid Laser results



Before



After



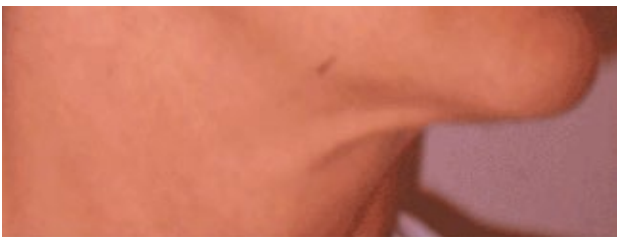
Before



After



During



After

pH Revision

The pH Revision Resurfacing Treatment involving is an exclusive and unique treatment which uses **Alkaline Wash** to dissolve and resurface pigmentation and thickened areas and heavy wrinkles.

pH is a chemical term used to describe the degree of acidity or alkalinity in the acid mantle of the skin or a product. For the purpose of the DMK skin technician, the functions of acid and alkaline are very different.

Alkaline swells, softens and dissolves skin. Acid, at the opposite end of the pH scale, hardens skin cells and desquamates them. An alkaline condition is defined as having a pH higher than 7 or a relatively low concentration of hydrogen ions.

When applied to the skin, pH Revision creates an alkaline condition. It has the ability to turn the pH of the skin from 5.6 to about 12 in less than 3 minutes, acting to dissolve and desquamate scars, razor bumps, acne and hair, folliculitis on the tops of the arms or anywhere on the body, a thickening of the cutis causing wrinkles and saggy skin, hyper-pigmentation on the face back of the hands, décolleté or anywhere on the body.

DMK research has shown that alkalizing pigmentation helps DMK melanin inhibitors to work much faster than if an acid is used during treatments. The use of acids is common practice throughout the industry, however they take longer to work than an alkalizer, because they harden the skin.

The extent to which skin dissolves rests in the DMK skin technician's hands. When the pH Revision solution is first applied to the skin the client will feel no sensation. The solution indiscriminately dissolves dead protein, whether hair or skin. The depth of the pH Revision treatment depends on several factors – whether it is the client's first treatment, the severity of the skin condition and the individual desire of the client.

The strength of pH Revision depends on how thinly **Alkaline Wash** is mixed, how long it is left on the area and the amount it is moved on the skin. The more the solution is moved or rubbed, the deeper the exfoliation.

If treating someone with pH Revision for the first time, the DMK skin technician can expect to observe a shiny almost slippery appearance to the skin. For conditions such as deep wrinkles or acne, **Alkaline Wash** can be left on until the skin turns slightly pink. pH Revision may be performed with little or no skin reaction, it depends on the individual requirements of the client.

pH Revision is a superior tool when treating difficult conditions. It is appropriate for small areas of resurfacing such as wrinkles, stretch marks, pigmentation, scarring and any touch-up work after other resurfacing treatments. A trained DMK skin technician can tailor the procedure for the client.

Important rules regarding pH Revision

- pH Revision may only be used by fully trained and accredited DMK skin technicians.
- Prior to pH Revision, thoroughly inform the client about the procedure and what they may experience and ensure you obtain a signed consent form. The most effective way to ensure the client is well informed about the pH Revision is to work through the Informed Consent Form thoroughly. It is recommended that the client take the sheet with them as a reference.
- You must advise all clients that they may experience the following side effects after pH Revision:
 - Skin may feel rubbery, red or hot.
 - Some spots may be red, raw or sting.
 - Crusty dry patches are common.
 - A rush of oil over night or the next day. This will normalize.
 - Existing blackheads or congestion may breakout because of the removal of dead skin cells.
 - A small amount of scabbing like gravel rash (this is more likely to occur on a first treatment and cannot harm the skin if it is left to come off naturally).
 - Two to three days after pH Revision the skin will feel dry and tight, maybe a bit itchy.
- Except for hair removal, pH Revision is always followed by **Enzyme Masque #1** mixed with **Exoderma Peel**. This is to assist with healing. If pH Revision is performed without using **Enzyme Masque #1** the skin may remain pink for weeks. It is important to perform an

Enzyme Masque treatment to ensure optimal skin functionality.

- Ask the client to inform you immediately if they start to feel any slight stinging, change in sensation, or discomfort.
- Instil confidence in your client. Make sure they know they can telephone you or come in and see you if they are concerned or unsure about any effects of the treatment.
- DMK's objective is to cause the least amount of irritation possible by carefully managing this potent formulation and minimizing the impact of pH Revision on the skin. We strongly recommend that clients only use DMK Home Prescriptive products after a pH Revision treatment and the daily use of the **Soleil Protect SPF 15**, **Actrol Powder** and **DMKC Foundation**.



pH Revision Resurfacing Treatment

Observed conditions

Pigmentation, acne or thickened skin with wrinkles and deep lines.

Function

Alkaline Wash swells, softens and dissolves dead, redundant cuticle, revising pigmentation, smoothing and refining thickened areas, deep lines and wrinkles, stretch marks and scarring, eliminating acne and destroying the acne causing bacteria.

Warning

- Do not occlude as heat should NEVER be applied after **Alkaline Wash**. Do NOT massage after treatment.
- Do not use on for deep resurfacing work on Asian or Indian skins.
- Clients may experience redness, irritation, dryness and some scabbing after treatment.

Protocol

- Cleansing Protocol.
- Alkaline Wash – Resurfacing Protocol.
- Alkaline Wash Neutralizing Protocol.
- Low Level Laser with Melanotech Drops Protocol, Pore Reduction Drops Protocol. Dust over with **Actrol Powder** and leave on.
- Enzyme Masque #1 Protocol with **Exoderma Peel**.

- Transepidermal Finishing Protocol using **FibroMax C**, ice, **Melanotech Drops**, **Pore Reduction Drops**, then **Direct Delivery Vitamin C** and **Beta Gel**, **Seba-E** sprayed with **Herb & Mineral Mist**. Apply **Contraderm** sprayed with **Herb & Mineral Mist**. Lock in with **Hydroloc Crème** or **Solar Damage Gel** and **Soleil Protect SPF 15**. Dust with **Actrol Powder**. Do NOT massage.
- Finish with a light covering of **DMKC Foundation** mixed with **Crème Glacé**.

Home Prescriptives

- DAY and NIGHT
- DMK cleanser of choice.
- **Beta Gel**.
- **Direct Delivery Vitamin C**.
- **Seba-E** or **Herbal Pigment Oil**.
- **Herb & Mineral Mist**.
- **Contraderm** should be used for 10 to 14 days after, then the client can resume their normal DMK nourishing crème.
- **Soleil Defence SPF 50+**.
- **Actrol Powder**.
- 4 **DMK EFA Ultra** daily.

DMK recommends skin technicians conduct pH Revision treatments every 14 days. pH Revision treatments may be alternated with Prozyme, Enzyme or Hydradermaze treatments. The aim is to get the skin to respond and treat it according to what presents itself on the surface of the skin. Ensure the client is well informed of the benefits of varying their treatments.

pH Revision results



Before



After

© 2006 Courtesy Dr Linda Williams.



ACUTROL

For Acne and Rosacea

Increases healing, fights bacteria, and encourages a faster recovery.

ACUTROL Basic

OPTIONAL - Exfoliation can be performed using: **Desquamate, Quick Peel, Pro Alpha #1** occlusion, **Prozyme** or microdermabrasion.

Protocol

- Cleanse with either **Deep Pore Pure** or **Milky Clean & Pure**.
- **Dermatox**.
- Apply **Pore Reduction Drops, Melanotech Drops**, Low Level Laser.
- Dust the skin over with **Actrol Powder** and mix **Enzyme Masque #1** with **Aqua D'Herb**. Apply over the top of the **Actrol Powder**. Leave on for 45 minutes.
- Transepidermal Finishing Protocol using **FibroMax C, Pore Reduction Drops, Melanotech Drops, Beta Gel, Direct Delivery Vitamin C, ACU KLEAR** on eruptions and congestion, **Seba-E** sprayed with **Herb & Mineral Mist, Contraderm** sprayed with **Herb & Mineral Mist**. Dust over with **Actrol Powder**.
- Finish with a light covering of **DMKC Foundation** mixed with **Crème Glacé**.

ACUTROL Advanced

Protocol

- Cleanse with either **Deep Pore Pure** or **Milky Clean & Pure**.
- Alkaline, neutralize.
- Ice, **Pore Reduction Drops, Melanotech Drops**, Low Level Laser, dust over with **Actrol Powder**.
- **Enzyme Masque #1** mixed with **Aqua D'Herb** apply over the top, leave on for 45 minutes.
- Transepidermal Finishing Protocol using **FibroMax C, Pore Reduction Drops, Melanotech Drops, Beta Gel, Direct Delivery Vitamin C, ACU KLEAR** on eruptions and congestion, **Seba-E** sprayed with **Herb & Mineral Mist, Contraderm** sprayed with **Herb & Mineral Mist**. Dust over with **Actrol Powder**.
- Finish with a light covering of **DMKC Foundation** mixed with **Crème Glacé**.



AlphaZyme

Helps to dislodge acne impaction and clear the pores. Revises the texture of the skin. AlphaZyme can be used for many different skin conditions, such as open pores, sun damage and thickened, aging skin.



Protocol

- Cleanse with **Deep Pore Pure**.
- Apply **Pro Alpha #1** to the skin and occlude with cling wrap and hot towels for 5-10 minutes. Remove the occlusion and blot with a tissue to remove from the surface.
- Heat the skin, mix **Prozyme** with **Aqua D'Herb** and apply to the skin. Occlude and leave on for 10 minutes. Remove **Prozyme** thoroughly with warm moist towel and ice.
- OPTION: Heat the skin, mix **Sebum Soak** with **Aqua D'Herb**, and apply to the congested areas. Heat and leave on for 5 minutes. Perform extractions then remove the **Sebum Soak** and ice.
- **Dermatox**.
- Ice and apply **Pore Reduction Drops**, **Melanotech Drops**, **Low Level Laser (LLL)** and **Enzyme Masque #1** mixed with **Aqua D'Herb**. Leave on for 45 minutes.
- Transepidermal Finishing Protocol using **FibroMax C** and **Pore Reduction Drops**. **Melanotech Drops** can be applied all over the face, around the eyes and to the targeted areas. **Beta Gel**, **Direct Delivery Vitamin C** and **ACU-KLEAR** can be applied directly onto the pimples. Use **contraderm** with **Herb & Mineral Mist**, **Solar Damage Gel** and **DMK Sunscreen**, plus dust over with **Actrol Powder**.
- Finish with a light covering of **DMKC Foundation** mixed with **Crème Glacé**.

Bihaku

Bihaku Skin Brightening Protocol

The DMK Bihaku Skin Brightening Series and Revision Programs are designed to brighten:

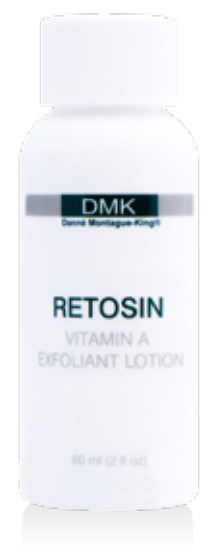
- Genetically darker skin tones. For example Asian, Indian, Greek, Italian and Lebanese skins.
- Dark circles around the eyes.
- Skin genetically prone to pigmentation.
- Uneven skin tones.

Benefits

- Bihaku aids in revising pigment by moving it to the upper layers of the epidermis. The formula contains melanin inhibitors to prevent tyrosine and tyrosinase from over producing pigment.
- Revises dead cell material that can give the skin an unwanted and discolored appearance.
- Evens out skin tone and color.
- Hydrates the skin to produce a brighter, luminous complexion.
- Inflamed skin – Eczema, psoriasis, dermatitis and any skin suffering transepidermal water loss (TEWL).
- If the skin becomes red, itchy and inflamed the client should consult their therapist and discontinue use until further diagnosis.
- The Bihaku Revision Protocol is not recommended for pregnant or breast feeding women.

Home Prescriptives

- DAY
 - *DMK EFA Ultra.*
 - *Direct Delivery Vitamin C.*
 - *Herbal Pigment Oil.*
 - *Melanotech Crème.*
 - *Herb & Mineral Mist.*
 - *Solar Damage Gel* (oily skin).
 - *Hydrophylic Crème* (dry skin).
 - *Retosin* (as prescribed by your technician).
 - *Soleil Defence SPF 50+.*



Bihaku Series Protocol

A nine day series of treatments designed to brighten and even out skin tone in the comfort of your client's home*.

Protocol > Treatment 1 – Day 1

- Cleanse with **Deep Pore Pure** or **Milky Clean & Pure**.
- Mix equal proportions of **Pro Alpha #1** and **Super Bright** (1ml of each formulation) in a small bowl with a cotton tip.
- Apply the first application of Bihaku to the area being treated, this can include under the eyes, full face, neck, décolleté and back of hands.
- Decipher how many Bihaku Series Home Packs your client will need to purchase by the size and severity of the area being treated. Please note that the packs are sold as two syringes per box (3ml per syringe).
- Remove the cling wrap and hot towels, leave the solution on the skin and use a tissue to blot the excess solution off the area.
- Mix the same Bihaku formulation as above and fill the amount of syringes needed to the 3ml line.
- Guide the client through the home Bihaku process on day two, three and four using the Bihaku Home Series Pack Brochure.

Protocol > Treatment 2 – Day 5

- Cleanse with **Deep Pore Pure** or **Milky Clean & Pure**.
- Apply **Enzyme Masque #1** mixed with **Desquamate** and leave on the skin for 45 minutes.
- Remove the masque with either **Deep Pore Pure** or **Milky Clean & Pure**.
- Mix equal proportions of **Pro Alpha #1** and **Super Bright** (1ml of each formulation) in a small bowl with a cotton tip.
- Apply Bihaku to the area being treated, this can include under the eyes, full face, neck, décolleté and back of hands. The solution stays on and the client goes home with it on and leaves it on overnight.
- Decipher whether the client needs to purchase additional Bihaku Home Series Packs for days six, seven and eight. If so mix more Bihaku solution and put it into the syringes for the client to take home and apply at night.



Protocol > Treatment 3 – Day 9

- The client returns for the final Lift-off treatment.
- Apply **Enzyme Masque #1** mixed with **Desquamate** and leave on the skin for 45 minutes.
- Remove the masque.
- Transepidermal Finishing Protocol using **FibroMax C, Direct Delivery Vitamin C, Beta Gel, Herbal Pigment Oil** sprayed with **Herb & Mineral Mist**. Apply **Contraderm** and again spritz with **Herb & Mineral Mist**. Infuse by occluding with cling wrap and hot towels and leave on for five minutes. Remove the cling wrap and hot towels and seal the infusion with a **Hydroloc Crème** massage.
- Finish with a light covering of **DMKC Foundation** mixed with **Crème Glacé**.

OPTION: Place the client on the Dermafield program 1 for 20 minutes, followed by program 24 for a further 20 minutes.

* A patch test must be performed on each client 24hrs prior to applying the Bihaku Series Treatment.

Bihaku Revision Protocol

A ten day in-clinic professionally applied revision protocol designed to brighten and even out skin tone.

Protocol > Treatment 1 to 4 – Days 1 to 4

- Cleansing Protocol.
- Mix equal proportions of **Pro Alpha #1, Pro Alpha #2** and **Super Bright** (1ml of each formulation) in a small bowl.
- Apply to the area being treated which can include the face, neck, under the eyes, décolleté and back of hands.
- Leave the solution on the skin overnight.
- Advise the client to cleanse the following morning with **Deep Pore Pure** or **Milky Clean & Pure**. The client must also apply the daily maintenance to support the progressive Bihaku Brightening Treatment. This includes **Direct Delivery Vitamin C, Beta Gel, Herbal Pigment Oil, Melanotech Crème, Herb & Mineral Mist** and **Soleil Defence SPF 50+**.
- Finish with a light covering of **DMKC Foundation** mixed with **Crème Glacé**.



Protocol > Treatment 5 – Day 5

- Cleansing Protocol.
- Apply **Enzyme Masque #1** mixed with **Desquamate** lotion and leave on for 45 minutes.
- Remove the masque.
- Mix equal proportions of **Pro Alpha #1, Pro Alpha #2** and **Super Bright** (1ml of each formulation) in a small bowl.
- Apply to the area being treated which can include the face, neck, under the eyes, décolleté and back of hands.
- Leave the solution on the skin overnight.
- Advise the client to cleanse the following morning with **Deep Pore Pure** or **Milky Clean & Pure**. The client must also apply the daily maintenance to support the progressive Bihaku Brightening Treatment. This includes **Direct Delivery Vitamin C, Beta Gel, Herbal Pigment Oil, Melanotech Crème, Herb & Mineral Mist and Soleil Protect SPF 15**.
- Finish with a light covering of **DMKC Foundation** mixed with **Crème Glacé**.

Protocol > Treatment 6 to 9 – Day 6 to 9

- The client will return to the clinic every afternoon for the next 4 days and you will cleanse the skin.
- Mix equal proportions of **Pro Alpha #1, Pro Alpha #2** and **Super Bright** (1ml of each formulation) in a small bowl.
- Apply to the area being treated which can include the face, neck, under the eyes, décolleté and back of hands.
- Leave the solution on the skin overnight.
- The client will continue there day routine to support the ongoing results.



bihaku


Protocol > Treatment 10 – Day 10

- Cleansing Protocol.
- Apply **Enzyme Masque #1** mixed with **Desquamate** lotion and leave on for 45 minutes.
- Remove the masque.
- Transepidermal Finishing Protocol using **FibroMax C, Direct Delivery Vitamin C, Beta Gel, Herbal Pigment Oil and spray with Herb & Mineral Mist**. Apply **Contraderm** and again spritz with **Herb & Mineral Mist**. Infuse by occluding with cling wrap and hot towels and leave on for five minutes. Remove the cling wrap and hot towels and seal the infusion with a **Hydroloc Crème** massage.
- Finish with a light covering of **DMKC Foundation** mixed with **Crème Glacé**.

OPTION: Place the client on the Dermafield program 1 for 20 minutes, followed by program 24 for a further 20 minutes.

* A patch test must be performed on each client 24hrs prior to applying the first Bihaku Revision Treatment.

* If redness or irritation occurs during the days of this revision protocol, review your client. You may choose to give the client's skin a rest until the irritation subsides prior to continuing with the additional days of revision. Generally this is caused by a skin suffering from transepidermal water loss (TEWL). This is why this protocol should not be performed as the initial DMK treatment. Always prepare your client's skin with a series of Enzyme Treatments first.



DMK Resurfacing For Scar Revision

What causes scarring?

Scars are a result of the skin's natural defence system. If the skin is compromised by laceration, burning or picking, the skin's defence system will immediately begin forming new cells. Scars occur when new cells develop too fast or too slowly.

Cell proliferation is regulated by Langerhans cells, which aid in the immunity of the skin, and the enzyme collagenase. If one of these elements is missing or damaged, then abnormal cell proliferation (cell turnover) is likely.

The speed of proliferation of new cells is driven by age, health, genetic and racial factors, as well as injury, drugs or the presence of infection. The development of a scar depends as much on how a client's body heals, as it does on the original injury. The variables that affect the severity of scarring include:

- Size and depth of the wound.
- Blood supply to the area.
- Thickness and color of skin (including genetic aspects).
- The direction of the scar on the skin (across or with the grain of the skin).

Can scars be removed?

There are many crèmes on the market that claim to eliminate scars, but a truly effective treatment needs to initiate the tissue remodelling before it can repair and rebuild a stronger, firmer tissue underneath.

The rebuilding process requires active ingredients with a small enough molecule to penetrate deep within the skin. Topical crèmes that work on the skin's surface will not remove or reduce scars.

Scar removal is a long term project. Scars can be made to respond to chemistry, electromagnetic therapy and a combination of modalities but patience and commitment are necessary.

Scar tissue, like normal skin, can be softened, partially removed and de-pigmented. DMK utilizes a formulation that dissolves and softens the area enough to stimulate the re-knitting mechanisms of the tissue. The area is then rebuilt and repaired in a smoother, firmer fashion.

A DMK skin technician should be able to diagnose the type of scar after a thorough skin diagnosis and advise their client of medical and non-medical treatment options.

A treatment program can be established according to the type of scar tissue, and the client's genetic and the client's genetic coloring. Scar revision requires a combination of DMK Advanced Skin Revision procedures, Home Prescriptives and patience. Revising scarring is not a quick or easy process. It may require the skin technician to combine and alternate treatments and products to get the best results.

Scar Revision results



Before

After



Before

After

Other DMK options for scar treatment

Enzyme skin tightening treatments

Scars on aging skin tend to look deeper or predominant as the skin loosens with age, particularly in the case of ice pick acne scars. Tightening the skin with Enzyme Treatments gives a temporary but progressive lift to the tissues and smooths out the appearance of scars as skin becomes firmer.

DMK's unique transfer messenger enzymes improve skin functioning, lymphatic drainage and vascular circulation to provide vital cellular nutrition and oxygenation. This is essential for tissue repair and recovery. DMK Enzyme Treatments also stimulate new collagen production and restore interstitial fluid, which increases the skin's turgidity, providing restoration of cellular integrity.

Electromagnetic therapy treatments

Typically effective for rapid post surgical wound healing, the repolarizing power of pulsing electromagnetic waves can be utilized by a DMK skin technician to regulate cell proliferation after a scar revision treatment.

Resurfacing Scar Revision Treatment Program

Option 1

Treatment 1

- Cleanse, *Dermatox*, *Enzyme Masque #1* mixed with *Exoderma Peel*.
- Transepidermal Finishing Protocol using *FibroMax C*, *Melanotech Drops*, *Pore Reduction Drops*, *Beta Gel*, *Direct Delivery Vitamin C*, *Herbal Pigment Oil*, *Herb & Mineral Mist*, *Contraderm*, *Hydroloc Crème* or *Solar Damage Gel* and *Soleil Defence SPF 50+*.
- Finish with a light covering of *DMKC Foundation* mixed with *Crème Glacé*.

Treatment 2

- Cleanse, *Dermatox*, *Pro Alpha #1* occlusion, *Enzyme Masque #1* mixed with *Desquamate*.
- Transepidermal Infusion Protocol same as above. Ensure you do a patch test for Pro Alpha Six-layer Peel.
- Prep for Pro Alpha Six-layer Peel.

Treatment 3

- Pro Alpha Six-layer Peel.

Treatment 4

- Do *Prozyme* or *Desquamate* followed by Muscle Banding weekly.

Treatment 5

- 2 months after the Pro Alpha Six-layer Peel, perform second Lift-off prep and do an *RP*, either full face or just on the scarred areas.

Treatment 6

- The client can now come in once a month and combine and alternate different modalities focusing only on the last bit of scarring left to be revised until the client is satisfied with the result. For example one month you might do *Alkaline* to dissolve more scar tissue only applying to the area of scarring followed by *Enzyme Masque #1* mixed with *Exoderma Peel*. Next month use *Prozyme* and *Enzyme Masque #1*.

Option 2

Treatment 1

- Cleanse, *Dermatox*, *Desquamate* for 10 minutes, *Enzyme Masque #1* mixed with *Desquamate*.
- Transepidermal Finishing Protocol same as above.

Treatment 2 – One week later

- Cleanse *Dermatox*, *Prozyme* for 15 minutes, work it into the deeper area of scarring, ice, *Melanotech Drops*, *Pore Reduction Drops*, *Enzyme Masque #1* mixed with *Exoderma Peel*.

Treatment 3

- ACUTROL ADVANCED Protocol Treatments are performed every 2 weeks now.

Treatment 4

- Hydradermaze.

Treatment 5

- pH Revision Resurfacing.
- ACUTROL ADVANCED Protocol.

Treatment 6

- Hydradermaze Protocol.

Treatment 7

- ACUTROL ADVANCED Protocol.

Treatment 8

- Hydradermaze Protocol.

Treatment 9

- ACUTROL Advanced Protocol focusing on the scarred areas.

Treatment 10

- AlphaZyme Protocol.

Treatment 11

- ACUTROL Advanced Protocol, again focusing only on the scarring.

Treatment 12

- AlphaZyme Protocol reassess the skin.

For more education on Advanced Skin Revision, along with other skin conditions and topics, go to the DMK Education Website: www.theone.dannemking.com



Part 5 Skin Nutrition Products for DMK Resurfacing

To secure the results of any major resurfacing treatment, the DMK skin technician needs to prescribe appropriate skin nutrition. This assists in achieving faster results and restoring essential elements for balance and proper skin functioning.

Wherever there is a manifestation of a skin condition there is disharmony and imbalance in the structures of the skin. Incorporating skin nutrition within the resurfacing treatments ensures faster results and provides an optimal environment for cells to thrive in at every level.

Skin nutrition helps to:

- Restore moisture and hydration to create an optimal environment for new skin cells to live and thrive.
- Repair the skin's acid mantle. Put back essential nutrients, amino acids, proteins, vitamins and minerals into the skin.
- Assist the skin to repair itself and function effectively.
- Reduce redness.
- Reduce post-treatment irritation.
- Promote faster healing.
- Reduce pre-treatment keloid tissue.
- Increase cellular organization within the skin.

Muscle Banding Treatment Program (Resurfacing)

Observed condition

Aging or weakened skin, any skin that needs strengthening and tightening in combination with any Advanced Skin Revision Program.

Function

A 6 to 24 weeks treatment program performed weekly. Muscle Banding utilizes Enzyme Therapy to tighten and strengthen the sagging skin by sending deep contracting signals to the muscles.

Protocol

- Cleansing Protocol.
- Enzyme Masque #2 and #3 Protocol using the Muscle Banding application technique.
- Transepidermal Finishing Protocol.

Muscle Banding

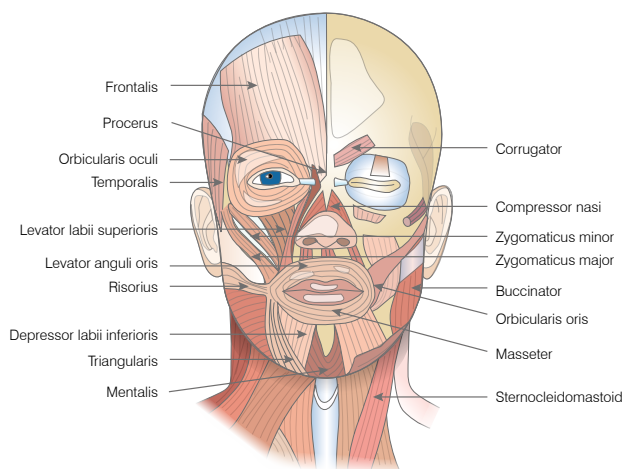
After completing the resurfacing treatments, DMK skin technicians can employ a 6 week Muscle Banding Treatment Program to tighten and strengthen the skin.

Muscle Banding is similar to lifting weights at the gym to tone the muscles of the body. Lifting the weight causes a contraction, thereby increasing circulation and oxygenation to the area and eventually building a stronger, firmer muscle tissue.

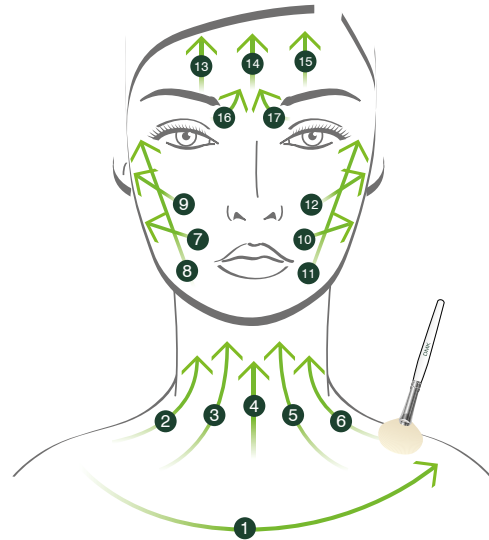
Muscle Banding lifts and tightens sagging facial muscles by sending deep contracting signals to the platysma muscles which run from the base of the neck to the muscles under the jaw line and then the nasal labial muscles at the sides of the mouth.

Any of the fifty-seven muscles of the face except the upper orbicularis oris (mouth) and lower orbicularis oculi (eyes), can be passively contracted and constricted with this remarkable DMK treatment.

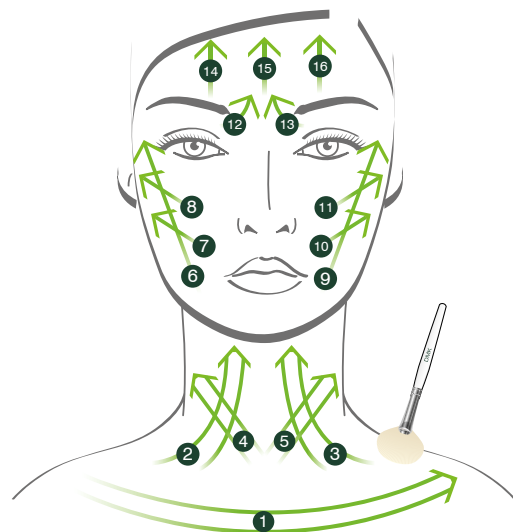
The diagram below shows how the muscles of the face are small and interconnected.



The Muscle Banding application technique (shown below) is applied from origin to insertion of the muscles.



The double banding application technique (shown below) is ideal for saggy neck skin. The double banding technique also stimulates the function of the thymus gland. The thymus plays a significant role in how the immune system performs. Stress and age also affect the working of the immune and lymphatic system.



Melanotech Drops

Melanotech Drops are a powerful antioxidant and potent melanin inhibitors which purify skin and help prevent the appearance of further pigmentation.

Diagnostic

An excellent formulation for passive or severe hyperpigmentation and recommended for use in professional treatments to prevent and reduce the occurrence of pigmentation.

Key ingredients

- Dimethyl Isosorbide (DMI) – A high purity solvent and carrier which offers a safe, effective delivery enhancement mechanism for active ingredients.
 - Dipotassium Glycyrrhizate – Also known as licorice root extract. This skin conditioning agent works to improve the appearance of dry/damaged skin by reducing flaking and restoring suppleness, and also functions as an anti-irritant with anti-inflammatory and skin soothing capabilities. Studies suggest it may also inhibit the skin's tyrosinase activity and melanin production, effective skin brightening agent that prevents hyper-pigmentation. Further studies have shown it to help reduce the redness and irritation commonly associated with various ailments such as Rosacea, Psoriasis and acne.
 - Hilidrys Siliquosa Extract – Exhibits complementary potentialities at several levels of the melanogenesis cascade and can successfully down-regulate skin pigmentation.
 - Before melanin synthesis, it reduces the release of nitric oxide that is an important melanogenic mediator.
 - During melanin synthesis, it inhibits the activity of tyrosinase and the synthesis of melanin.
 - After melanin synthesis, it inhibits the dendricity of melanocytes and controls the transfert of melanosomes to keratinocytes.
- Also shows preventive protection by neutralising free radicals and protecting against UV radiations, both being known as major triggers of melanogenesis. Prevents inflammation by inhibiting both lipoxygenase and interleukine 1L 1alpha, as many skin-lightening actives which are under current use, have irritating potential on the skin. As IL1alpha is suspected to be involved in the formation of age spots Hilidrys Siliquosa Extract may be useful for the prevention of age spots.
- Hilidrys Siliquosa Extract – Produces as well the capacity to boost skin cells and to inhibit elastase and collagenase activities against dermal deterioration.
 - Kojic Acid – Obstructs the production of melanin by inhibiting tyrosinase enzyme. It especially targets melanin caused by UVB radiation. Therefore a kojic acid cream can be used to fade signs of hyperpigmentation like acne spots, age spots, freckles, dark circles under eyes and dark spots
 - Morus Alba Bark Extract (Mulberry) –Tyrosinase inhibitor skin brightener. The antioxidant and antityrosinase activities of the ethanolic extract of mulberry were investigated. The results showed that Mulberry exhibited radical scavenging and reducing activity, as well as ferrous ion-chelating activity. In addition, mulberry also protected phospholipids against free radicals, indicating it could protect

biomolecules from oxidative damage. Mulberry contains phenolic components, revealing that maclurin, rutin, isoquercitrin, resveratrol, and morin are present.

- Aminoethylphosphonic Acid – Chelating agent, inhibits melanin (skin pigmentation) production by limiting the enzymatic activity of Tyrosinase. It works synergistically with other skin brightening and inhibiting ingredients

Function

Melanotech Drops act as a powerful antioxidant that fight against free radicals. In pigmented skin, they fade without bleaching and inhibit tyrosinase (an enzyme that catalyzes the oxidation of tyrosine into melanin and other pigments). **Melanotech Drops** promote healing, reduce and inhibit pigmentation and are antimicrobial, purifying and anti-inflammatory.

Professional directions

Use 3 nights per week under **Super Bright** for more severe or stubborn areas of pigment.

Selling tips

Melanotech Drops are a potent formulation that not only brighten the skin's surface but address the core problem of pigmentation by inhibiting the production of melanin.

Melanotech Drops in DMK Resurfacing

Melanotech Drops are an important part of a resurfacing treatment. They should always be used after a pH Revision treatment, as well as before and after **Enzyme Masque #1**. During pH Revision treatments, always include the Melanotech Drops Protocol as it creates an osmotic sink. You can apply **Melanotech Drops** up to three times per treatment.



FibroMax C

FibroMax C is an exclusive formula of liquid droplets encapsulated in Silica particles. These encapsulated droplets form a dry, free flowing powder that is predominantly liquid. This powder will remain stable under ordinary temperature or pressure. However, an increase in temperatures above 30 degrees Celsius (85 Fahrenheit) combined with gentle friction will loosen the links between the Silica particles, breaking the shell and releasing the liquid inside.

Diagnostic

FibroMax C can be used on areas of fine lines, pigmentation or any area needing lifting and support. It may help brighten the skin and protect against UVB damage, as well as benefit individuals suffering with acne or eczema.

Key ingredients

- 20% pure Ethyl Ascorbic Acid – The purest form of stable Vitamin C and most bioavailable. It's the most stable and versatile of the Ascorbic Acids to date. Vitamin C is used by the Fibroblast cell in the production of collagen. It acts as an antioxidant and free radical scavenger to protect the skin. Assists in brightening skin and protecting against UVB damage. Benefits individuals suffering with acne or eczema. Aids the healing of acne pustules and acne scars as well as reducing redness. Assists in the rejuvenation of aging skin cells and therefore commonly used following laser treatment to speed the healing.
- Silica Silylate – Silica is one of the most abundant elements in nature and is present in almost all plants and animals. It is found in almost every organ of the human body and is essential for healthy skin. It is often taken orally for many

skin ailments including acne and eczema. Has excellent barrier properties. Protects against denaturing by oxidation and UV insult.

Function

Vitamin C is used by the fibroblast cell in the production of collagen, and acts as an antioxidant and free radical scavenger to protect the skin.

Product combinations

FibroMax C should be used immediately after a treatment, and applied first before applying any serums, spritz's and nourishing crèmes.

Professional directions

- After cleansing, pour desired amount onto palette. Using an applicator spread directly onto desired areas. It can be worked in with the fingertips.
- DMK serums and creams should then be applied.
- Clean palette with **DMKC Brush Cleaner**.
- Store in cool (Below 30°C or 85°F) and dry area, away from direct sunlight. Do not shake vials and close immediately after use.

Selling tips

This is the strongest form of vitamin C available to DMK. Post-Enzyme treatment is when the skin is working at its absolute best, so this is the perfect time to apply extra nutrients to the surface of the skin as they will be readily absorbed. **FibroMax C** was designed to work with Enzyme Therapy.



Beta Gel

This DMK signature formula is designed to address acne, Rosacea and reactive, irritated or inflamed skin.

Diagnostic

Beta Gel was originally formulated for acne clients who found **Betagen** too rich for their skin. It can be used on a wide variety of skin conditions including acne, congestion and Rosacea.

It has been particularly successful on traumatized skin, sutures and staples and in treatments for pre and post-operative clients. Smokers, slow healers and skins suffering from environmental damage, eczema or psoriasis also benefit.

Key ingredients

- Betaglucan – Protects and repairs the immune function and stimulates Langerhans cells to reduce swelling, redness and inflammation and promotes healing.
- Witch Hazel – Soothes and relieves the pain of irritated or inflamed conditions.
- Palmitoyl Oligopeptide (Pal-GHK) – Consists of a short chain of three amino acids (a.k.a. GHK Peptide or Glycine-Histidine-Lysine) connected to Palmitic Acid. Palmitic Acid is a fatty acid added to improve the peptide's oil solubility and thus skin penetration. The Peptide GHK is a fragment of type I collagen molecule and is believed to serve as a biological indicator of increased degradation of the skin matrix. Indeed, when collagen is degraded, more of its small fragments are created in the body, including GHK. Furthermore, GHK is believed to stimulate
- Palmitoyl Tetrapeptide-7 (Pal-GQPR) – Works by reducing the production of Interleukin-6 (IL-6) by the key skin cells, Keratinocytes and Fibroblasts. IL-6 is a molecule that promotes inflammation, which, in turn, leads to faster degradation of the skin matrix and thus contributes to the development of wrinkles and loss of skin firmness and elasticity. Combining Palmitoyl Oligopeptide and Palmitoyl Tetrapeptide-7 not just because two active ingredients are better than one, these two peptides produce a synergy when used together, i.e. the skin benefits of such combination are greater than what one would expect if each agent's effects were independent of each other. Here's a fictitious example of synergy to illustrate the point: Ingredient A causes a 10% improvement and ingredient B causes a 15% percent improvement whereas A+B combo causes a 60% improvement (as opposed to the

the feedback loop triggering the synthesis of new collagen as well as other components of the skin matrix. When the key skin matrix-producing cells (fibroblasts) detect increased levels of GHK, they “assume” that the skin matrix is being lost at a higher rate and begin synthesizing it more vigorously. Thus, Pal-GHK (a version of GHK designed for better skin penetration) is intended to stimulate skin matrix replenishment via topical application, leading, to wrinkle reduction, skin firming and other benefits. Another interesting point about the GHK is that it is a part of another well known skin care ingredient, the Copper Peptide Cu-GHK. Copper Peptides are known to improve wound healing, activate skin remodeling, improve the structure of skin matrix, reduce scarring and exert other beneficial effects on the skin.

expected 25% improvement). A tissue culture study of the synergy between Palmitoyl Oligopeptide and Palmitoyl Tetrapeptide-7 showed an increase of the synthesis of skin matrix roughly 2.5-3.5 times. In particular, the synthesis of collagen type I increased by 258%, Fibronectin - by 164% and Hyaluronic Acid - by 179%.

- Turmeric Extract – Boosts immune responses in the skin. Antioxidants – Softens rough and scaly skin whilst fighting free radical damage.
- Magnesium Ascorbyl Phosphate – A stabilized source of vitamin C which helps to strengthen and repair the skin, whilst inhibiting Tyrosinase (an enzyme that catalyzes the oxidation of Tyrosine into melanin and other pigments).
- Safflower Oil (Carthamus Tinctorius) – An antioxidant rich in vitamin A. Safflower Oil is rich in linoleic acid (almost 79 percent), an essential fatty acid that offers many benefits for skin, including maintenance of cell membrane integrity. Linoleic acid is also an important carrier of vitamins A, D, K, and especially vitamin E. It helps maintain skin elasticity by enabling the skin to retain moisture and removes dry skin. Safflower Oil helps to treat damage and inflammation. Reduces the appearance of wrinkles by smoothing and hydrating the skin.
- Tocopherol – A natural vitamin E which accumulates in the epidermis and forms a barrier against moisture evaporation. It is a major antioxidant nutrient which retards cellular ageing and keeps skin healthy and youthful by inhibiting the oxidation of unsaturated lipids.

Function

The key ingredients of **Beta Gel** stimulate the Langerhans cells (the skin's inbuilt immune system) to activate the macrophages (white blood cells which fight invaders) within the dermis. Once activated, the macrophages release a series of compounds that stimulate the fibroblast cells to produce collagen and elastin.

Beta Gel contains potent antioxidant and free radical scavenging capabilities.

Professional directions

- Apply to clean skin. Can be applied directly on sutures or closed wounds.
- Follow with DMK serums, oils and transepidermal crèmes.

NOTE: **Beta Gel** has excellent results when applied in combination with **Direct Delivery Vitamin C**.

Product combinations

Direct Delivery Vitamin C and all DMK transepidermal crèmes, oils and sprays.

Selling tips

Beta Gel is a highly versatile formulation designed for a wide variety of skin conditions. It should form part of each client's Home Prescriptive routine to maintain skin health and is an essential formulation for clients that are undertaking **Alkaline Wash** acne and scar revision treatments.



Direct Delivery Vitamin C

Direct Delivery Vitamin C is a highly potent serum with strong anti-ageing and antioxidant properties which inhibits and brightens pigmentation.

Diagnostic

In addition to its anti-ageing properties and antioxidant powers, **Direct Delivery Vitamin C** helps to prevent acne scarring and encourages healing. The serum is specifically formulated for darker skin tones, pigmentation, scarring and age management and is popular as a pre and post-operative treatment.

Key ingredients

- Vitamin C (Ascorbic Acid) – Acts as a free radical scavenger which stimulates collagen via the fibroblast cells and suppresses melanogenesis. A potent antioxidant and anti-inflammatory ingredient that acts to calm, heal and regenerate the skin.
- Ascorbyl Glucoside – Ascorbyl Glucoside is broken down into L-Ascorbic Acid and glucose by the enzyme Alpha-Glucosidase. Because Ascorbyl Glucoside is broken down into L-Ascorbic Acid, it has the same functions as L-Ascorbic Acid: exhibiting high antioxidant activity, acting as a coenzyme for enzymes involved in collagen synthesis (namely Prolyl and Lysyl Hydroxylase), and inhibiting the synthesis of melanin. So what are the benefits of using products with Ascorbyl Glucoside as opposed to the usual vitamin C found in skin care formulations. Ascorbyl Glucoside has greater stability than L-Ascorbic Acid, which tends to break down in heat, light, in the presence of oxygen, and in certain pH levels. Ascorbyl Glucoside has excellent stability in heat, light, and in the presence of oxygen and metal ions when compared to other forms of vitamin C. This means that Ascorbyl Glucoside lasts over twice as long as other forms of vitamin C, and thereby delivers the effects of vitamin C to the skin for a longer period of time.
- Sodium Ascorbate – Non-acidic and more soluble than Ascorbic Acid. It is more reactive compared to Ascorbic Acid in building connective tissues. Another difference of Sodium Ascorbate from Ascorbic Acid is that it is absorbed more efficiently by the body since it provides a more bio-available source of vitamin C as opposed to Ascorbic Acid.
- Magnesium Ascorbyl Phosphate – A stabilized source of vitamin C which helps to strengthen and repair the skin whilst inhibiting Tyrosinase (an enzyme that catalyzes the oxidation of Tyrosine into melanin and other pigments).
- Panthenol – Provides vitamin B5 and has humectant like properties that promote moisture absorption and act as a moisturizer to smooth skin. It is a biologically active substance with revitalizing and conditioning effects well known for its ability to soothe the skin. It enhances cellular stimulation, restores barrier function and aids in vital tissue repair.

Function

Regarded as one of our most powerful skin rebuilding tools, **Direct Delivery Vitamin C** is designed to help produce new collagen in the skin by stimulating the amino acids in the fibroblast cells. By focusing on the powers of vitamin C, it addresses areas of the skin where collagen fibres are becoming inactive.

The serum acts to:

- Affect the fibroblast cells to stimulate and maximize collagen and GAGS regeneration.
- Provide a strength and support system for the skin.
- Improve texture and firmness, producing a more radiant, youthful appearance.
- Restore the interstitial liquid (tissue fluid) of the epidermis, bringing hydration and vitality and creating a firmer, plumper and more replenished skin.

Professional directions

- Apply two pumps onto clean, dry skin and work in.
- Apply more onto areas of concern.

NOTE: **Direct Delivery Vitamin C** must be used within 12 weeks of opening the bottle.

Product combinations

Combine with **Beta Gel** and **Eye Tone**.

Selling tips

Direct Delivery Vitamin C is a synergistic blend of stabilized vitamin C delivered directly to the cellular level.



Herbal Pigment Oil

Herbal Pigment Oil restores the skin's vital lipids, brightens pigmentation, helps to smooth and brighten the skin.

Diagnostic

Herbal Pigment Oil is an excellent replacement for **Seba-E** on darker complexions, skin prone to hyper pigmenting or skins exhibiting pigmentation or environmental damage. Use as an intensive eye oil for dark circles around the eyes. It is excellent for dark patches on the knees and elbows, and can be massaged into dark pigmented areas on the body and into raised hypertropic scars. **Herbal Pigment Oil** can also be used as a lip oil for dry chapped lips, and as a cuticle oil.

Key ingredients

- Soybean Oil – Contains 8 essential amino acids, natural moisturising factors (NMF).
- Cod Liver Oil – Like a **DMK EFA Ultra** for the skin, it contains the richest source of DHA (docosahexaenoic acid) and EPA (eicosapentaenoic acid).
- Ascorbic Acid – An antioxidant to help stimulate collagen production, and suppress melanogenesis.
- Wheat Germ Oil – a supreme tissue strengthener.
- Rose Hip Oil – Plentiful in lycopene, vitamin A, B, K, beta-carotene, malic acid, citric acid, and is made of 80% essential fatty acids.
- Linseed – Essential fatty acids to improve skin texture.
- Lemon Oil – Helps rid dead, dry cell matter while increasing the skin's lustre and purity.

Function

The main function of **Herbal Pigment Oil** is to imitate the sebaceous flow. It softens, brightens and desquamates dry or discolored skin, while strengthening and replacing vital lipids.

Professional directions

Follow the DMK Advanced Skin Revision protocols.



Herb & Mineral Mist

Herb & Mineral Mist contains over 98% hand soaked herbs that can act systemically as well as have a direct effect on the skin.

By having such a high content of minerals and herbs the solution becomes polarized (thus breaking surface tension immediately). It acts as a carrier vehicle for the oils and crème into the skin. The mist is an essential part of the Home Prescriptive regime.

Herb & Mineral Mist is a polarized spray which aids in transepidermal delivery, infusing a multitude of vitamins, minerals, trace elements and water. This could be thought of as the “vehicle” that carries the nutrients.

Diagnostic

Recommended for all skins, **Herb & Mineral Mist** is DMK’s signature product for transepidermal delivery to be used with all DMK oils and nourishing crèmes. **Herb & Mineral Mist** can be used as many times throughout the day as desired and can be sprayed over make-up.

Ingredients

- Kelp (*Macrocystis Pyrifera*) – One of the highest sources of minerals and vitamins and essential amino acids. The primary known constituents of kelp include:
 - Algin – Capable of absorbing 200 - 300 times its own weight in water it is often used in burn dressings. Also absorbs toxins.
 - Iodine – Every cell in your body needs iodine.
- Potassium – A very important mineral for the proper functioning of all cells and tissues. It is also an electrolyte substance that conducts electricity in the body.
- Alfalfa (*Medicago Sativa*) – A rich source of various vitamins and minerals like vitamin B1, B6, A, C, D, E, K and minerals like calcium, potassium, phosphorus, magnesium, zinc and antioxidants. Promotes absorption.
- Sarsaparilla – Rich in flavanoids, plant sterols and saponins.

NOTE: Plant sterols have a similar structure to cholesterol. Cholesterol is an important component of the epidermal layer and is a contributor to healthy skin. The saponins have been reported to facilitate the body’s absorption of other phytochemicals, which accounts for its history of use in herbal formulas as an agent for bioavailability and to enhancement the power and effect of other herbs.

- Blackcohoosh (*Oimincifuga Racemosa*) – Contains the anti-inflammatory salicylic acid among several other constituents such as triterpene glycosides. Glycosides exhibit wound healing and anti-inflammatory activities and stimulate the formation of lipids and proteins necessary for healthy skin. It affects various stages of tissue development, including the process of replacing skin after sores or ulcers, the synthesis of collagen.
- Saw Palmetto (*Serenoa Repens*) – Suppresses DHT production.
- Liquorice (*Glycyrrhiza Glabra*) – Stimulates skin’s natural immune defence.
- Sage (*Salvia Officinalis*) – Balances sebum production, anti-inflammatory and anti-septic.
- Mullein Extract (*Verbascum*) – Natural skin anti-biotic, anti-irritant.

- Fenugreek (*Trigonella Foenum Graecum*) – A herbal extract used to reduce inflammatory conditions such as eczema, acne and sunburn. It is also used to retain moisture in the epidermis.
- Hops (*Humulus Lupulus*) – Contains super antioxidants which act as a calming agent for the skin. It is one of the best sources of vitamin C and a rich source of natural protein. It is also a natural astringent which will minimize the appearance of skin pores.
- Peppermint – Contains vitamins and minerals. Regulates the micro-circulation. Has a cooling effect on the skin.
- Cayenne – Catalyst for other herbs, improves circulation.
- Sodium Ascorbate – Polarized vitamin C.
- Cabbage Rose Water – Skin conditioning, rich source of vitamin C, promotes healing and skin regeneration.

Function

Herb & Mineral Mist aids in the delivery of vital nutrients to the skin. It is designed to revise dermal hydration and free water levels by addressing the acid mantle and barrier function. ***Herb & Mineral Mist*** provides astringent, anti-inflammatory, antioxidant and antibacterial properties.

Professional directions

- Spray four to five times over DMK oils and nourishing crèmes.
- Work into face, neck and décolleté.



Contraderm

Contraderm is an anti-trauma formula that can be used for minor skin irritations and itching due to eczema, dermatitis or skin revision treatments.

Diagnostic

Contraderm is an excellent product to use after an **Alkaline Wash** treatment or where Pro Alpha Six-layer Peel has processed too deeply. Ideal for broken skin, **Contraderm** is a soothing, anti-inflammatory and anti-irritant crème.

Key ingredients

- Aloe Barbadensis Leaf Extract (Aloe Vera)
– Known for its healing and hydrating properties, it helps to soften the skin and acts as an anti-irritant.
- Glycyrrhiza Glaba Root Extract (Licorice Extract).
- Olive Oil – Olea Europaea – Olive Oil has a number of health and beauty benefits and can be used in a variety of ways in skin care. Olive Oil absorbs UV radiation and is very efficient in lowering the metabolic rate of the body cells, therefore assisting in repairing cells and in preventing cell damage. Olive Oil is soothing and healing to all skin types. Linoleic Acid is a component of Olive Oil that the human body doesn't produce. Linoleic Acid prevents water from evaporating, making Olive Oil the perfect natural lubricant. You can use Olive Oil as a daily moisturizer that will penetrate deep into the skin, meaning that the moisturizing effects will last much longer than those of most commercial lotion. Olive Oil's antioxidants, including vitamins E and A, can repair skin damage caused by weather, sun and air pollution. The antioxidants stimulate skin cells, promoting faster regrowth and repair and slowing the

skin-aging process. Olive Oil can make skin appear firmer and smoother, while it reduces the appearance of fine lines and wrinkles.

- Sweet Almond Oil – Prunus Amygdalus Dulcis
– Sweet Almond Oil is rich in nutrients such as Vitamin A, B1, B2, B6 and extremely rich in vitamin E. Good moisturizer for all skin types, simply because it is easily absorbed. One of the most important Sweet Almond Oil benefits is that for dry and chapped skin. Using Sweet Almond Oil will surely make your skin soft and supple. If your skin is itchy or inflamed, you can use Almond Oil for dark circles. It will also rehydrate the skin and reduce the fine lines and wrinkles around the eyes. The benefits from using Sweet Almond Oil include reducing discoloration on the skin, adding moisture to chapped or chafed skin improves the overall complexion and prevents dry or flaking skin. Since Almond Oil features vitamin E, it also helps to reduce inflammation and irritation of the skin.
- Gluconolactone – In skin care products, Gluconolactone can help improve the overall quality of the skin. As an active ingredient, Gluconolactone is often added to formulas because of its skin-conditioning properties. The molecules that come together to form Gluconolactone are naturally attracted to water. When the ingredient is applied to the skin, these “water hungry” molecules pull moisture out of the air and allow it to be absorbed by the skin. By drawing water droplets from the air in this way, Gluconolactone helps to soften and soothe dry skin and replenish lost moisture. In addition, Gluconolactone forms a barrier on the skin, preventing moisture already present in the tissue from evaporating.

- Tocopheryl Acetate – A barrier against moisture evaporation.
- Allantoin.
- Chamomilla Recutita Flower Extract.
- Helianthus Annuus Seed Oil – Sunflower Oil retains moisture, and in doing so prevents the skin from drying out. Containing a rich mixture of vitamins and other natural substances that have a healthy effect on your skin and its pores, it is extremely powerful at minimizing bacteria and maintaining youthful skin. It is very good for acne sufferers, especially if the traditional acne remedies have failed. It is very high in antioxidants, particularly the antioxidant vitamins A, C and Contains the nutrients: Palmitic Acid, Stearic Acid, Lecithin, Tocopherols, Carotenoids, Selenium, Proteins, Copper, Iron, Zinc, Calcium, Omega-6 fatty acids. Moreover, Folate or Folic Acid, present in Sunflower Oil, helps the body to manufacture new cells. Sunflower Oil works as a protective and moisturizing solution for skin. A study published in The Lancet suggests that Sunflower Oil skin treatments may help prevent infection.
- Retinyl Palmitate.
- Lecithin – An antioxidant and emollient derived from soybeans and rich in essential amino acids.
- Grape Seed Oil – Strong antioxidant properties.
- Vitamin C (Ascorbic Acid) – Stimulates collagen production.
- Retinol – Exfoliates dead cell material and stimulates cell renewal.

Function

Initially developed as an anti-irritant crème following resurfacing and corrective treatments, **Contraderm** is frequently used by laser surgeons to assist in the promotion of healthy new cell growth. Skin that has undergone a traumatic procedure is often preoccupied with defending the new skin cells. However, skin cells that release new cells to the surface too quickly will create a scar. **Contraderm** takes over this defence so the new cells can come to the surface naturally.



TransGenesis™

TransGenesis™ is luxury crème containing a powerhouse of ingredients sourced from around the globe, a unique combination, with an all-at-once focus on exfoliating dead skin cells, as well as hydrating the skin with the very carefully refined glycol amino acids. All while two very important peptides work to stimulate fibroblast cells which are responsible for producing collagen.

Diagnostic

TransGenesis™ improves cell turnover without irritation and helps to put everything in balance again. When you gently get rid of built-up skin cells you can unclog pores, stop breakouts, smooth out wrinkles, and help make dry skin a thing of the past. Resulting in refined texture, firmer, tighter looking and luminous skin.

Ingredients

- Norwegian Red Caviar Enzymes – To gently exfoliate and renew skin cells.
- Tripeptides and Oligopeptides – For firmer, tighter looking skin.
- Glycosaminoglycans – To provide fuller skin and reduce fine lines.
- Filaggrin Modulators – To restore TEWL (transepidermal water loss).
- Beta Glucan – To improve the immune functions of the skin.
- Pollen Extract – For its anti-inflammatory properties.
- Soybean Oil – For its amino acids.

Function

TransGenesis™ is known for its ability to improve water levels in the skin as well as its strong regenerating properties. It helps to recreate the ideal tissue condition for the natural and physiological recovery process, and therefore improves skin elasticity, to tighten the skin, and revise wrinkles.

Product combinations

TransGenesis™ can be used after serums as a nourishing crème, both morning and night, and in conjunction with all other DMK Home Prescriptive products.

Professional directions

Apply as a nourishing both morning and night after serums.



Hydroloc Crème

Hydroloc Crème is a rich crème designed to hydrate and lock moisture into extremely dry and scaly skin.

Diagnostic

Hydroloc Crème is an intense rehydration formula excellent for pregnant women both before and after child birth. It is suitable for genetically dry or flaky skin, sunburn and burns, as well as skin suffering from eczema or exposure to harsh environments.

Key ingredients

- Chloroxylenol – Contains anti-bacterial and anti-fungal agents and is used as to kill gram positive and gram negative bacteria.
- Nettle Extract (*Urtica Dioica*) – A natural source of serotonin, ceramides and potassium which help to alleviate excess oiliness and dead cell build up.
- Oleic Acid – A fractionated herbal lipid and free fatty acid.
- Soybean Oil (*Glycine Soja*) – A herbal lipid containing all eight essential amino acids, lecithin, vitamins, minerals and isoflavones that mimic oestrogen in the skin.

Function

Hydroloc Crème has the ability to hold 10 times its weight in water. It works against transepidermal water loss by building the skin's barriers. Vitamin A and D and fractionated botanical oils, help seal in moisture and create a lush and velvety skin.

Professional directions

- Apply to clean skin, spritz with a **Herb & Mineral Mist** and massage.
- To use as a body massage crème, keep adding water to maintain lubrication. Pregnant women should use on the abdominal area.

Product combinations

Herb & Mineral Mist and all other DMK transepidermal crèmes and serums.

Selling tips

A heavy textured crème suitable for pregnant women and clients that enjoy the feeling of an occlusive crème.

Hydroloc Crème in DMK Resurfacing

Hydroloc Crème is used within post resurfacing treatments to restore the lipids and hydration deep within the skin. The skin needs good water levels to be able to excrete properly and to ensure that desquamating enzymes within the epidermis are functioning effectively.

Solar Damage Gel

Solar Damage Gel is a signature gel formulation that helps restore skin that has been punished by age, harmful ultra violet rays, climatic conditions and any external aggravation.

Diagnostic

Solar Damage Gel helps restore the interstitial fluid of the epidermis to bring hydration and vitality back and create firmer, plumper, replenished skin. It is suitable for premature aging, sun-damaged, skin; dry, weak and dehydrated skin; as well as skins suffering from sensitive, inflamed, reactive skin condition such as acne. It's also suitable for skin post surgery or procedure, and burns or skin traumas.

Key Ingredients

- Aqua (Water).
- Aloe.
- Anthemis Nobilis Flower Extract (Chamomile) – Antibacterial/anti-acne, anti-inflammatory and antioxidant.
- Allantoin – A star molecule. Promotion and acceleration of cell proliferation: improves epithelization (skin regeneration) and the condition of superficially damaged skin. Allantoin also soothes irritated skin and reduces redness and flaking.

Keratolytic action: In performing its protective and regulatory functions, the epidermis synthesizes a large number of proteins and lipids in the stratum corneum. When this process, called keratinization, is unbalanced, more keratin than normal is produced and the barrier function is altered. Allantoin interacts with skin keratin to thin an abnormally thickened stratum corneum. This is why allantoin leaves the skin feeling soft, smooth and healthy.

Calming and hydrating action: The increased water content in the skin reduces irritation and redness.

- Panthenol – Promotes wound healing, helps restore damaged epithelium, reduces itching and inflammation, improves skin hydration, reduces transepidermal water loss, improves skin roughness.
- Hyaluronic Acid – Present in large amounts in the spaces between skin cells, where it provides moisture, plumpness, firmness and suppleness to the skin.
- Tocopherol (Vitamin E).
- Squalene – Skin identical lipid, skin conditioning.
- Glycosaminoglycans.
- Retinol (Vitamin A).

Function

Damage by environmental influences such as sun, wind, and pollution account for most of the changes we see in aged skin.

While poor cellular nutrition reduces the production and quality of new skin cells.

The result is a loss of cellular functioning bringing thinner skin, with an inability to hold moisture. This leaves the skin with a saggy, dried out, prematurely aged appearance.

Professional directions

Follow the DMK Advanced Skin Revision protocols.



Actrol Powder

Actrol Powder is specifically formulated to reduce excess sebaceous oils and put an antibacterial seal to protect the skin and encourage healing.

Diagnostic

Suitable for reactive, oily, congested, acne prone skins. Apply to areas where the healing processes need to be supported i.e. following Alkaline Hair Removal.

Key ingredients

- Golden Seal – Contains healing properties.
- Thymus Vulgaris (thyme essential oil) – Antioxidant, antiseptic and anti-inflammatory agent.
- Ascorbic Acid – Calms, heals and regenerates the skin.
- Corn Starch – Provides anti-inflammatory, antibacterial and optimal healing properties.

Function

Actrol Powder absorbs excess oil removing the excessive shine promoted by oil production without drying out the skin. By minimizing the moist, damp environment in which bacteria thrives, the incidence of blemishes is reduced. **Actrol Powder** has healing properties and establishes a protective seal over the skin.

Professional directions

Follow the DMK Advanced Skin Revision protocols.



Professional directions

- Apply for 10 days following deep professional exfoliation treatments.
- Apply to problem areas as necessary depending on the severity of the condition.

Product combinations

Use after **Alkaline Wash** and Pro Alpha Six-layer Peel treatments and with **Beta Gel**.

Selling tips

The anti-trauma formula.

Epidermal Growth Factor (EGF)

EGF is a growth factor that plays an important role in the regulation of cell growth, proliferation and differentiation. It acts by binding to the receptor on the cell surface and stimulating the protein-tyrosine kinase activity which results in a rise in intracellular calcium levels, increased glycolysis, protein synthesis and cell proliferation. EGF isn't a single ingredient as is commonly assumed, but a group of ingredients.

Grape seed oil

Grape seed oil has more antioxidant activity than both vitamin C and E. It improves photo aged skins, reduces post operative edema and treats varicosities and vascular insufficiency. Indian medicine uses grape seed oil for scabies, dermatitis and haemorrhoids.

Contraderm in DMK resurfacing

Skin that has undergone a traumatic procedure is often more preoccupied with defending new skin cells. **Contraderm** takes over this defence so that the new cells can come to the surface normally. It has an anti-inflammatory and vasoconstrictive action which aids healing. It is ideal for use immediately after treatments that have processed too deeply.



Hydra Louffa

Used in conjunction with DMK Body Treatments, the pH balanced botanical body wash gently dissolves dead skin cells as it cleanses leaving your skin fresh, smooth and supple.

No harsh scrubbing or abrasive louffas are required. Instead, this water based botanical formulation which contains birch bark extract, a natural salicylic, gently dissolves and removes dry dead skin cells more effectively than the use of louffas and harsh scrubbing. Traditional scrubs and louffas can be ineffective, as they do not have the dissolving action to remove the accumulated dead skin cells. It's non-granular texture avoids causing micro trauma to the skin. It is an excellent exfoliation formulation for reactive skin suffering from dead skin cell build up.

Key ingredients

- Birch Bark Extract (Betula Alba) – Part of the salicylic family, birch bark extract has been shown to loosen and dissolve rough, dry skin.
NOTE: Salicylic Acid is one of the leading ingredients in anti dandruff shampoos.
- Chamomile (Anthemis Nobilis) – A natural anti-inflammatory which offers a calming and soothing quality for irritated skin.
- Chloroxylenol – Contains anti-bacterial agents and is used as to kill gram positive and gram negative bacteria.
- Kelp (Macrocystis Pyrifera) – Studies have shown that kelp can clean, purify and nourish. The electrolytic magnetic action of the sea plant (kelp) releases excess body fluids from congested cells and dissolves fatty wastes through the skin, replacing them with depleted minerals, particularly potassium and iodine.

- Nettle extract (urtica dioica) – A natural source of potassium and ceramides, nettle extract helps to alleviate excess oiliness and the build up of dead skin cells. Its astringent properties can tighten the top layer of the skin to help improve the appearance of tissue firmness as well as improving the appearance of hair by reducing excess oil and relieving dandruff.

Temporary inflammation

RP temporarily causes inflammation in the skin to instigate the wound healing phases. The client must use **Hydra Louffa** during any body RP revision as it cleans and exfoliates the skin as well as reducing inflammation. Other soaps or body washes may cause more inflammation, resulting in a negative impact on the skin.



Maximum Moisture

Maximum Moisture is a herbal body moisturizer that can penetrate and nourish the skin at a cellular level. Unlike cosmetic moisturizers which stay on the skin's surface, it delivers water into the skin, thus increasing the free water levels which are vital for barrier function and exfoliation.

Key ingredients

- Avocado Pulp (*Persea Gratissima*) – A natural source of unsaturated lipids, protein and vitamins A, B1, B2 and E.
- Chloroxylenol – Contains anti-bacterial and anti-fungal agents and is used as to kill gram positive and gram negative bacteria.
- Corn Oil – A rich herbal lipid with vitamins A, E and C.
- Nettle Extract (*Urtica Dioica*) – A natural source of serotonin, cerimides and potassium which help to alleviate excess oiliness and dead cell build up.
- Oleic Acid – A fractionated herbal lipid and free fatty acid.
- Peppermint Extract (*Mentha Piperita*) – Stimulates circulation and soothes and calms skin.
- Retinyl Palmitate – This ester of vitamin A and palmitate acid stimulates collagen and elastin and improves the natural moisturizing factors of the skin. It encourages the skin to exfoliate, prevents excess cell accumulation and regulates fast cell turn over.

Chlorophyll

The chemical structure of chlorophyll is almost identical to haemoglobin, one of the components of human blood. The difference between the two is the central atom, magnesium for chlorophyll and iron for haemoglobin.

Research and decades of clinical experience have shown that chlorophyll can be an effective tool to help heal external wounds and lesions. During World War II, chlorophyll ointments were used on combat wounds with a great deal of success – even in cases where sulphur creams and penicillin weren't effective. (New York State J Med July 15; Vol.55:2041)

Chlorophyll is a non-irritating, non-toxic mild antibiotic which helps break down carbon dioxide and release oxygen in the blood, and can be lethal to certain forms of bacteria. It works by accelerating the formation of granulation tissue that is the base of new tissue growth. Chlorophyll can be used on skin ulcerations (especially those related to poor circulation), rectal lesions, surgical wounds, abscesses and burns.

Peppermint extract

Mentha piperita soothes irritated and sensitive skin by regulating the skin's micro-circulation which helps reduce heat, redness and discomfort. It stimulates both the release of pro-inflammatory mediators (interleukin-1.ALPHA and 8, prostaglandin E2) and the production of BETA-endorphins – molecules which are involved in the control of pain.



Soleil Defence SPF 50+

Soleil Defence SPF 50+ is a non-greasy sunscreen that provides high protection without clogging pores.

Diagnostic

Soleil Defence SPF 50+ can be used on all skin conditions, especially acne, as it does not clog the pores or leave a greasy layer on top of the skin. Proper protection is the first line of defence, in maintaining a youthful appearance.

UVB is the major cause of sunburn and increased skin cancer risk, while UVA contributes to ageing of the skin, as well as skin cancer risk. Offering protection from both UVA and UVB rays, this broad spectrum sunscreen may assist in preventing and reducing the risk of some skin cancers, as well as aiding in the prevention of sunspots, solar keratosis and premature skin ageing.

Ingredients

Formulation – Protection against UVA & UVB effects.

UV Absorbing Compounds:

- Bemotrizinol – Provides a range of UV spectrums covered. UVA1 and UVA2 and UVB. Photo stable and stabilizes the other less photo stable ingredients, it is very compatible with other ingredients. No estrogenic effects, non-toxic.
- Octyl Methoxycinnamate – An organic ester, Absorbs UVB.
- Octyl Triazone – Insoluble in water, long lasting. Absorbs UVB.
- Phenylbenzimidazole Sulfonic Acid – UVB.
- Diethylamino Hydroxybenzoyl Hexyl Benzoate – Absorbs UVA. Transdermal Absorption.

Function

DMK's premium sunscreen protects skin from UVA and UBA rays that contribute to premature aging and pigmentation. It can be worn everyday and under make-up without causing breakouts.

Product combinations

Soleil Defence SPF 50+ can be combined with all other DMK Home Prescriptive products.

Professional directions

- Apply to skin every day, and re-apply as needed after swimming and exercise or extended sun exposure.
- Use on the face, neck, body and top of hands to avoid premature ageing.



“Quality is never an accident; it is always the result of high intention, sincere effort, intelligent direction and skillful execution; it represents the wise choice of many alternatives.”

William A. Foster

DMK education, DMK expertise
